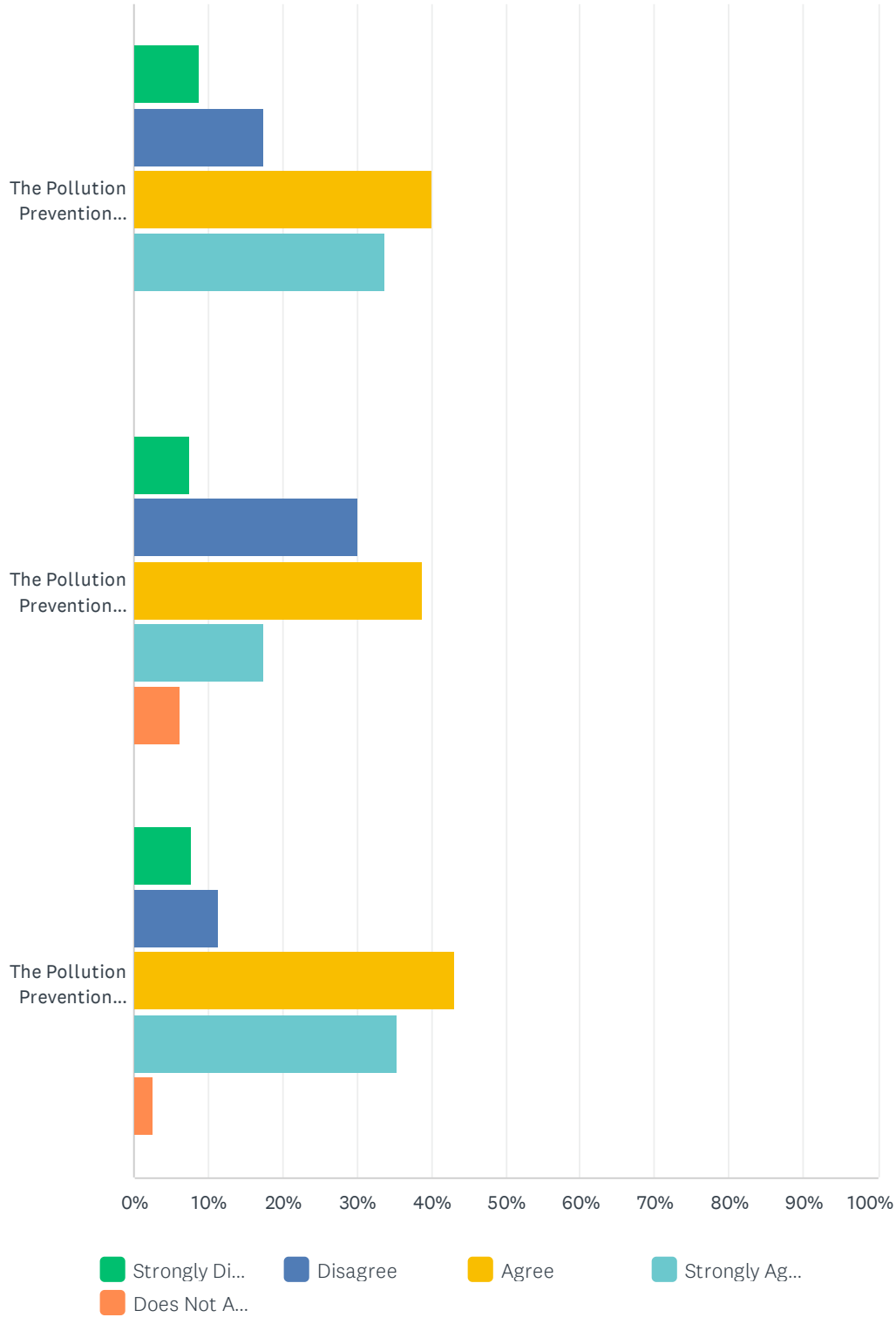


Q1 Please rank your agreement with the following statements about the value of the Pollution Prevention Program:

Answered: 80 Skipped: 1

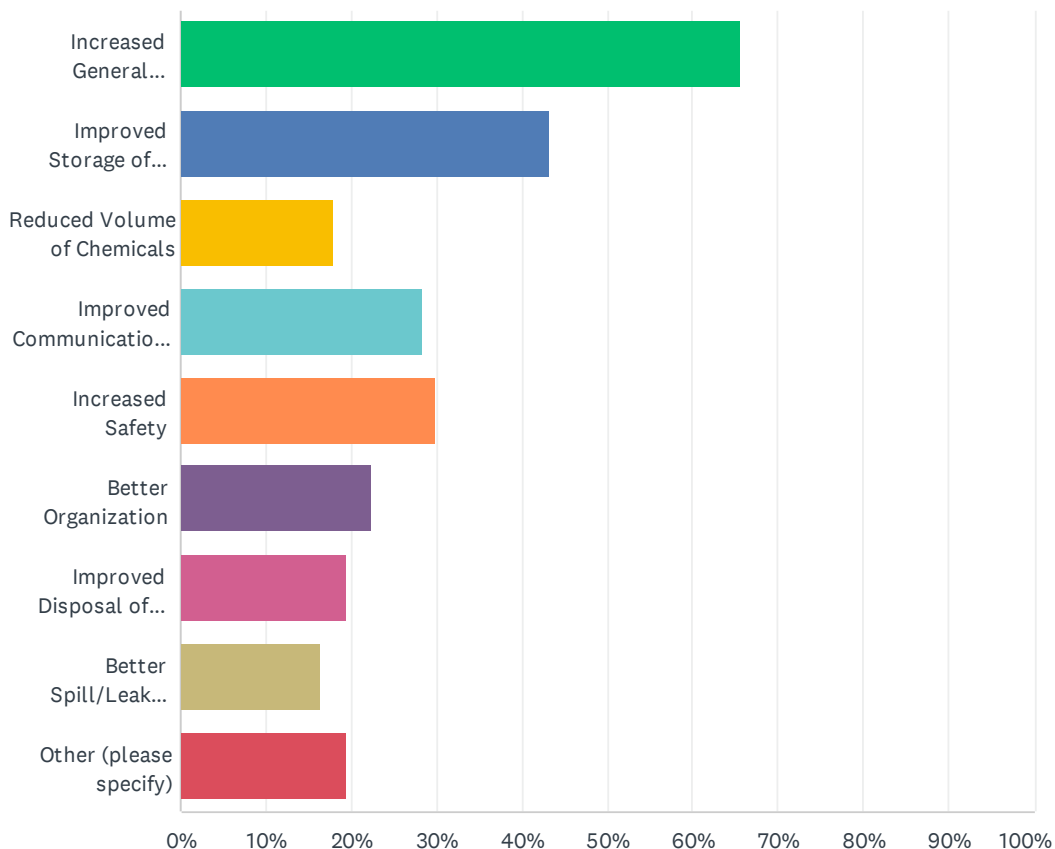


2022 Washtenaw County Pollution Prevention Program Survey

| | STRONGLY DISAGREE | DISAGREE | AGREE | STRONGLY AGREE | DOES NOT APPLY | TOTAL |
|--|--------------------------|-----------------|--------------|-----------------------|-----------------------|--------------|
| The Pollution Prevention Program is a valuable program. | 8.75% 7 | 17.50% 14 | 40.00% 32 | 33.75% 27 | 0.00% 0 | 80 |
| The Pollution Prevention Program has helped my company make positive changes in our practices. | 7.50% 6 | 30.00% 24 | 38.75% 31 | 17.50% 14 | 6.25% 5 | 80 |
| The Pollution Prevention Program protects the environment and the community's health. | 7.59% 6 | 11.39% 9 | 43.04% 34 | 35.44% 28 | 2.53% 2 | 79 |

Q2 Have you made any positive changes in your facility because of the Pollution Prevention Program? (select all that apply)

Answered: 67 Skipped: 14



| ANSWER CHOICES | RESPONSES |
|------------------------------------|-----------|
| Increased General Awareness | 65.67% 44 |
| Improved Storage of Chemicals | 43.28% 29 |
| Reduced Volume of Chemicals | 17.91% 12 |
| Improved Communication among Staff | 28.36% 19 |
| Increased Safety | 29.85% 20 |
| Better Organization | 22.39% 15 |
| Improved Disposal of Waste Items | 19.40% 13 |
| Better Spill/Leak Planning | 16.42% 11 |
| Other (please specify) | 19.40% 13 |
| Total Respondents: 67 | |

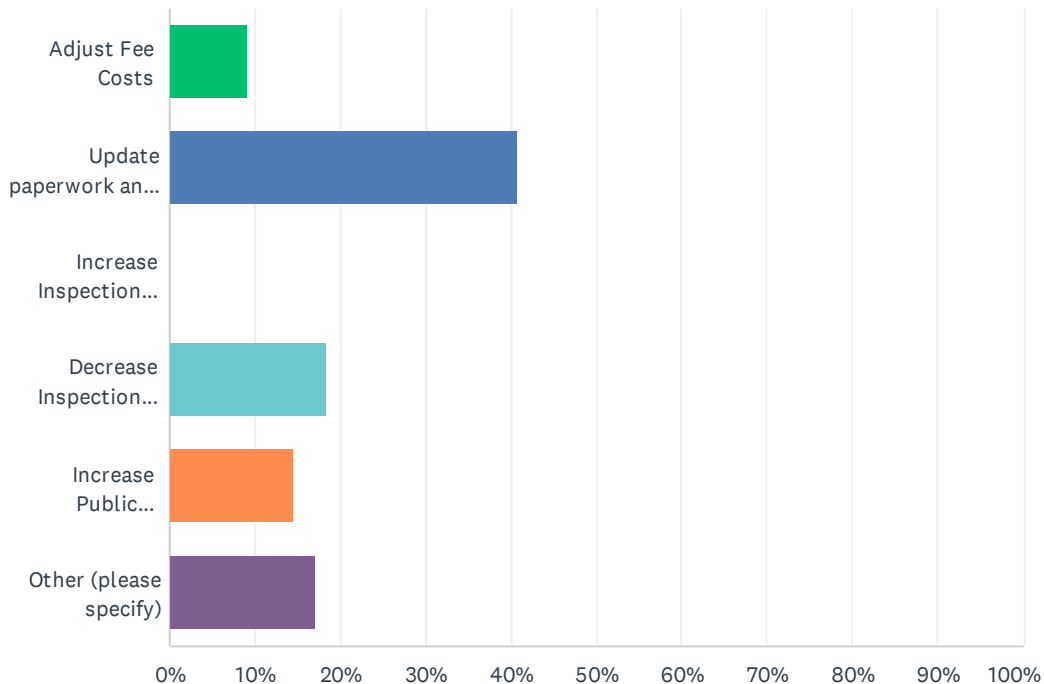
| # | OTHER (PLEASE SPECIFY) | DATE |
|---|------------------------|------|
|---|------------------------|------|

2022 Washtenaw County Pollution Prevention Program Survey

| | | |
|----|---|--------------------|
| 1 | Improved communication with local responders | 6/3/2022 1:48 PM |
| 2 | Never heard of this program before | 5/24/2022 10:23 AM |
| 3 | No, we have not. | 5/23/2022 8:52 AM |
| 4 | We are an ISO14001 certified company. 14001 is an environmental standard which requires us to adhere to many legal regulations and this standard is audited every year. So our environmental processes and policy have been in place for more than 18 years. Unfortunately this program hasn't helped us improve as we already monitor all aspects that this program requires because of our certification to ISO14001. | 5/18/2022 8:32 AM |
| 5 | increased placarding onsite chemical storage areas | 5/17/2022 5:25 PM |
| 6 | There are so many state and federal regulations that cover these topics I hate to admit this, but the County level program is just another layer | 5/17/2022 4:43 PM |
| 7 | No changes, since have already had site visits from the state, and already send similar hazardous material information with TierII reporting. | 5/17/2022 3:19 PM |
| 8 | Our processes are implemented across our facilities independent of this program. | 5/17/2022 3:17 PM |
| 9 | Became aware of PEAS and mandatory reporting requirements. | 5/17/2022 2:27 PM |
| 10 | It overlaps with our IS) 14001 Certification | 5/17/2022 2:15 PM |
| 11 | Better keeping of inventory of chemicals at my facility | 5/6/2022 12:06 PM |
| 12 | Decreased drive times and implemented more virtual meetings. Routing trucks more efficiently. | 4/14/2022 4:15 PM |
| 13 | I feel the Lumber yard is a little different as we don't have alot of chemicals and we have oil and gas on site but are carefull with spill pans and disposal of oil. It doesn't change year after year. | 4/14/2022 12:14 PM |

Q3 Which of the following changes to the Pollution Prevention Program would most benefit your facility? (select the most important)

Answered: 76 Skipped: 5



| ANSWER CHOICES | RESPONSES |
|--|-----------|
| Adjust Fee Costs | 9.21% 7 |
| Update paperwork and enable online submission | 40.79% 31 |
| Increase Inspection Frequency | 0.00% 0 |
| Decrease Inspection Frequency | 18.42% 14 |
| Increase Public Recognition and Community Visibility of Compliant Facilities | 14.47% 11 |
| Other (please specify) | 17.11% 13 |
| TOTAL | 76 |

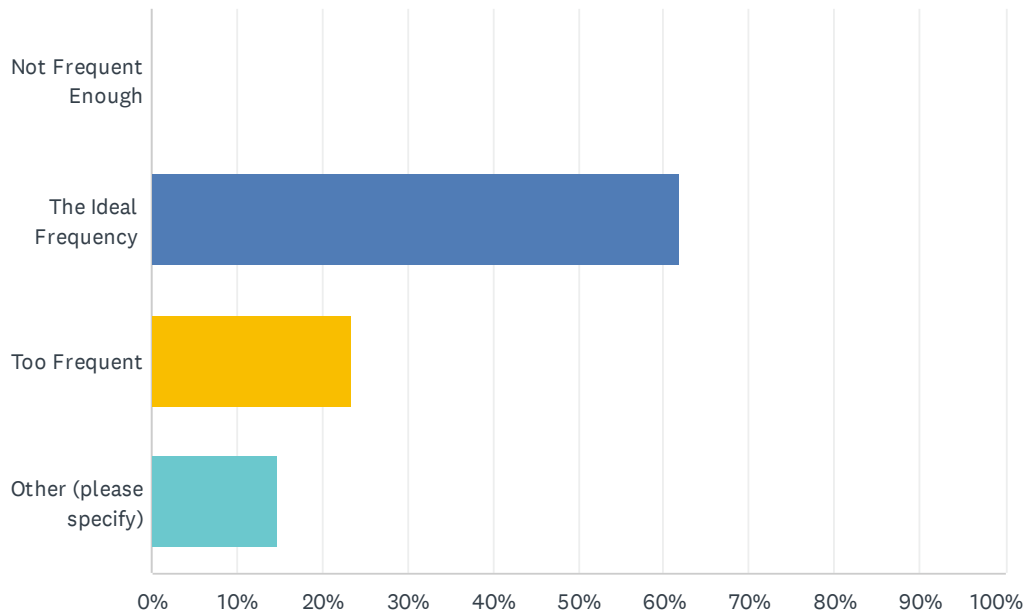
| # | OTHER (PLEASE SPECIFY) | DATE |
|---|---|--------------------|
| 1 | stay out of our business | 5/24/2022 10:23 AM |
| 2 | Suspend the program permanently | 5/23/2022 8:52 AM |
| 3 | allow regular "no change" status for those with consistent practices. | 5/20/2022 8:25 AM |
| 4 | If the county level program must exist, the 5-gallon/40-lb. thresholds are VERY low for a chemical company with thousands of chemicals. We will manage these chemicals carefully with or without the P2 Reporting obligation. | 5/17/2022 4:43 PM |
| 5 | Utilize info Tier II reporting, automatically sent to LEPC in Washtenaw County. | 5/17/2022 3:19 PM |

2022 Washtenaw County Pollution Prevention Program Survey

| | | |
|----|---|--------------------|
| 6 | Comparable walk through for other hazards - knowledgeable staff who could comment on OSHA, fire protection, etc. | 5/6/2022 12:06 PM |
| 7 | Ok | 4/25/2022 1:35 PM |
| 8 | Simplify the paperwork | 4/24/2022 12:51 PM |
| 9 | Allowing submittal through SARA Title 111, to reduce reporting requirements | 4/22/2022 8:46 AM |
| 10 | Discontinue the program for facilities that are small or only use general cleaning chemicals such as hotels restaurants | 4/15/2022 10:57 AM |
| 11 | More education | 4/14/2022 4:15 PM |
| 12 | so much of the information can be found on the EPA Tier2 report, submitting same information to both reports | 4/13/2022 1:03 PM |
| 13 | Offer training/classes for companies. Education is always good and network and get to know others on the area and also use them as a resource. Kind of like the MIOSHA classes and status | 4/12/2022 10:48 AM |

Q4 The frequency of inspections for the Pollution Prevention Program is...

Answered: 68 Skipped: 13

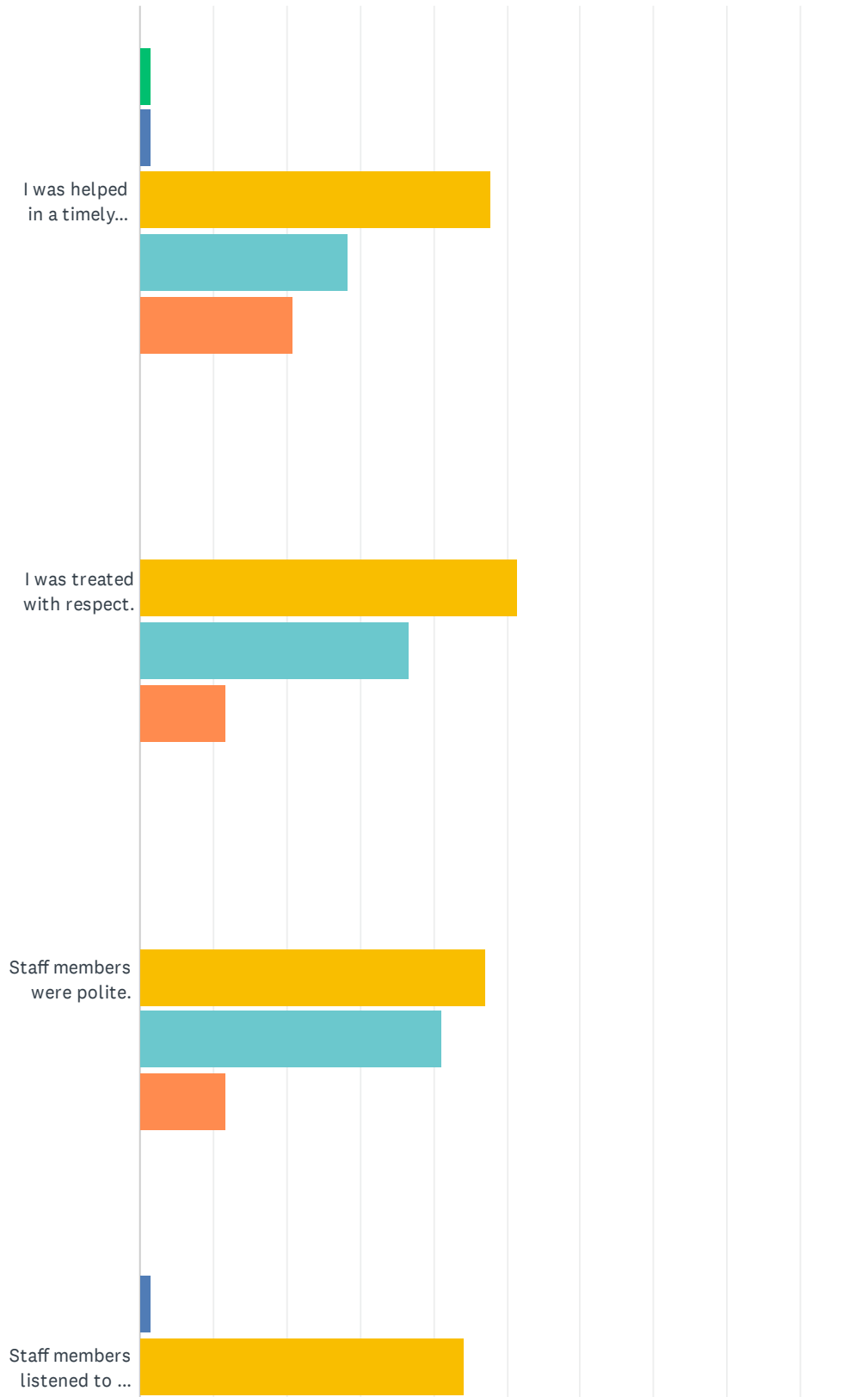


| ANSWER CHOICES | RESPONSES | |
|------------------------|-----------|-----------|
| Not Frequent Enough | 0.00% | 0 |
| The Ideal Frequency | 61.76% | 42 |
| Too Frequent | 23.53% | 16 |
| Other (please specify) | 14.71% | 10 |
| TOTAL | | 68 |

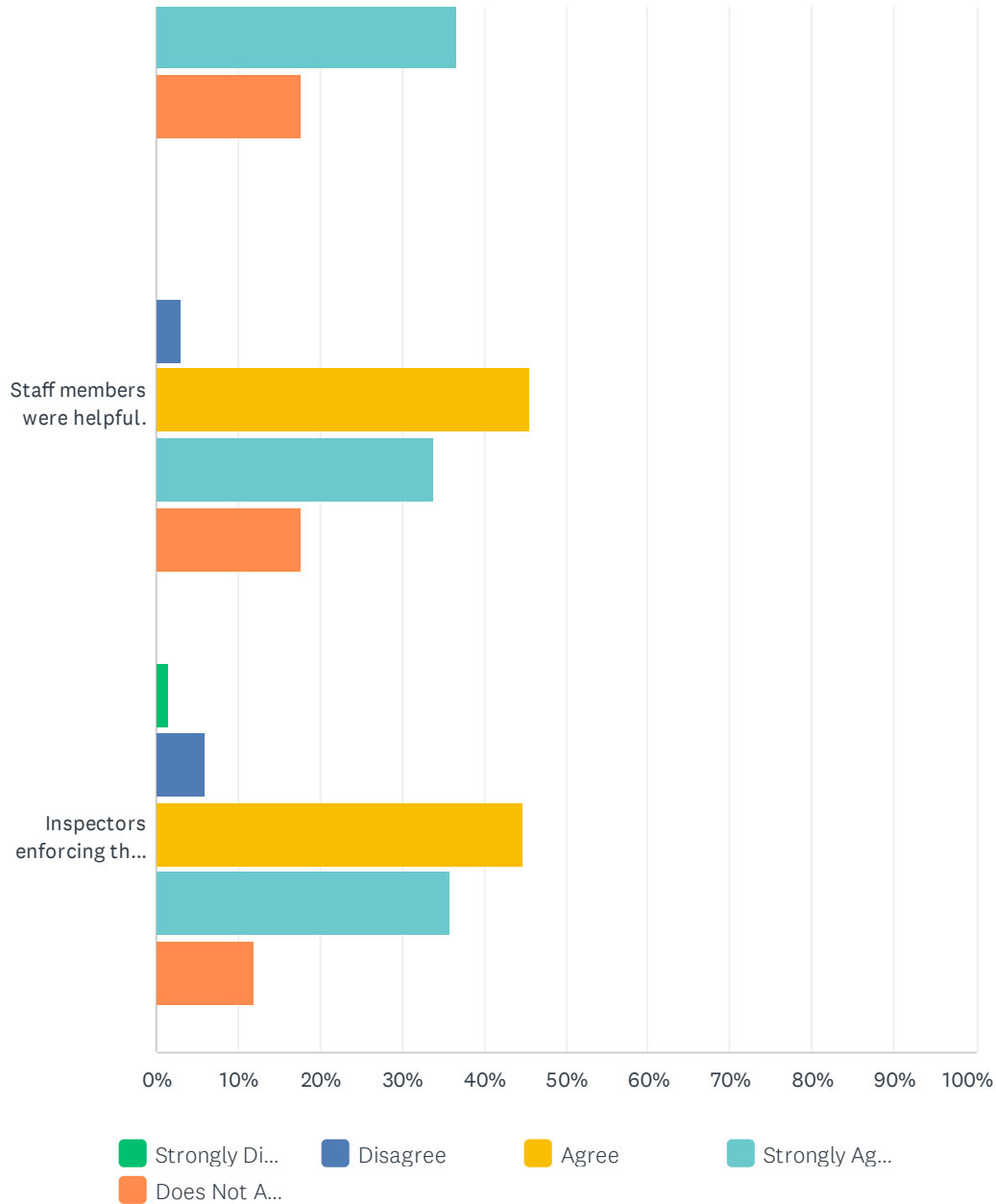
| # | OTHER (PLEASE SPECIFY) | DATE |
|----|--|--------------------|
| 1 | every two years fine. | 1/26/2023 11:30 AM |
| 2 | Shut down this program | 5/23/2022 8:53 AM |
| 3 | It's not the frequency ... we just don't get any benefit from it. | 5/17/2022 4:46 PM |
| 4 | My company was granted an extended frequency due to our compliance record and nature of business. We would welcome this decreased frequency to remain in place. | 5/17/2022 4:45 PM |
| 5 | Frequency is OK, but the cost associated with it is pretty steep. | 5/17/2022 3:16 PM |
| 6 | Once every 3/5 would suffice | 5/17/2022 2:33 PM |
| 7 | How about as often as other counties have inspections...wait they aren't stuck this program! | 5/17/2022 2:31 PM |
| 8 | Given the variety of business and their products/biproducs having one frequency for will never be the correct amount. Staff turnover should be taken into account as well. | 5/17/2022 2:29 PM |
| 9 | once every 2 years | 5/17/2022 2:02 PM |
| 10 | Unnecessary | 4/15/2022 11:00 AM |

Q5 Please respond to the following statements about Washtenaw County staff.

Answered: 68 Skipped: 13



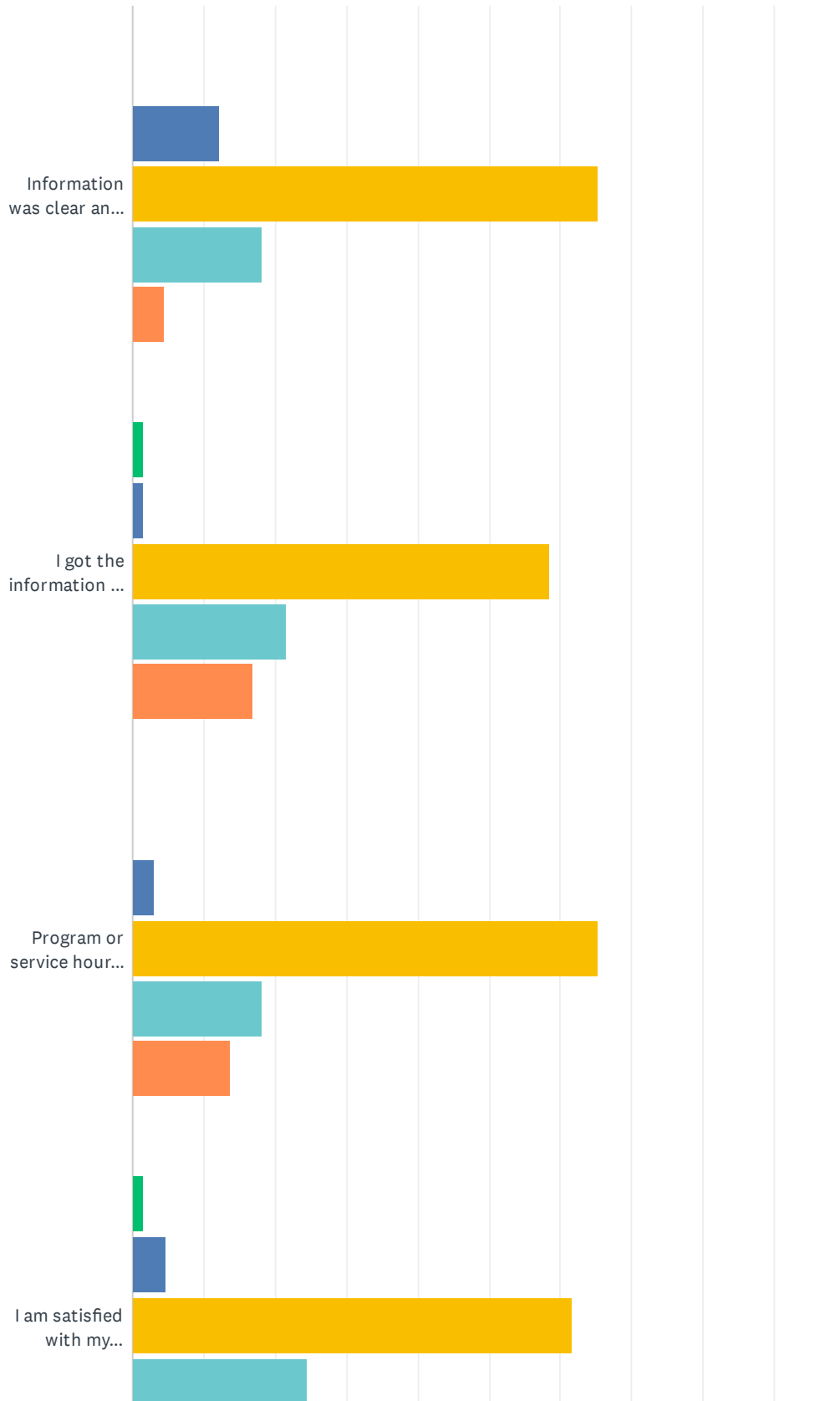
2022 Washtenaw County Pollution Prevention Program Survey



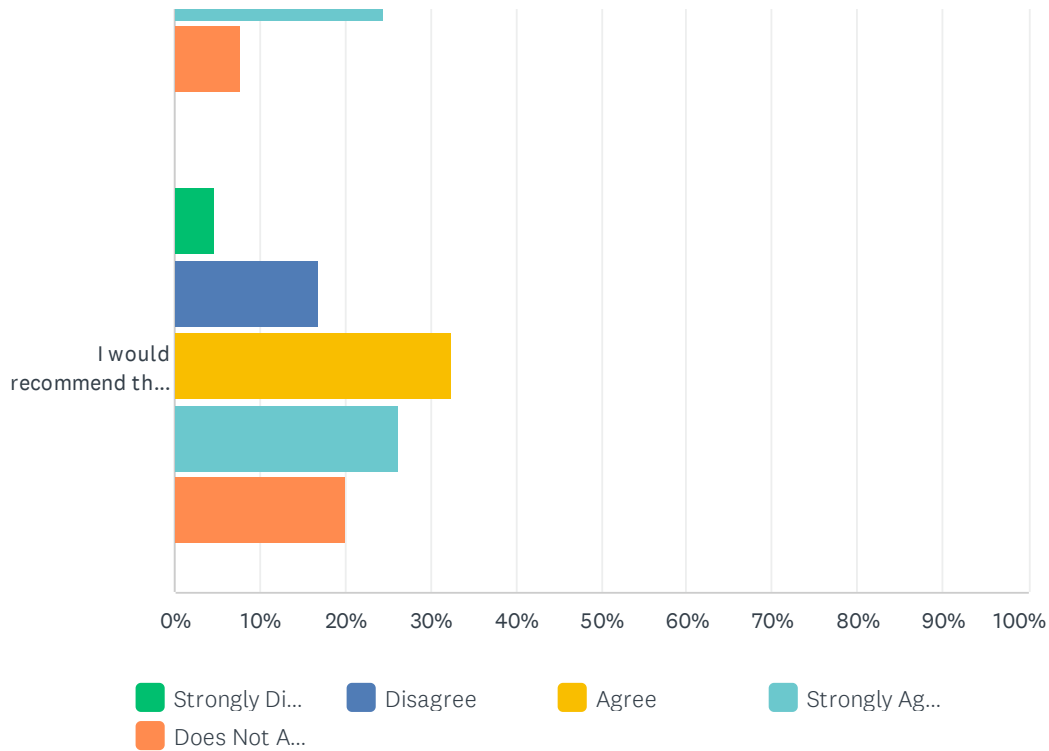
| | STRONGLY DISAGREE | DISAGREE | AGREE | STRONGLY AGREE | DOES NOT APPLY | TOTAL |
|---|-------------------|------------|--------------|----------------|----------------|-------|
| I was helped in a timely manner. | 1.49% 1 | 1.49% 1 | 47.76% 32 | 28.36% 19 | 20.90% 14 | 67 |
| I was treated with respect. | 0.00% 0 | 0.00% 0 | 51.47% 35 | 36.76% 25 | 11.76% 8 | 68 |
| Staff members were polite. | 0.00% 0 | 0.00% 0 | 47.06% 32 | 41.18% 28 | 11.76% 8 | 68 |
| Staff members listened to my questions or concerns. | 0.00% 0 | 1.47% 1 | 44.12% 30 | 36.76% 25 | 17.65% 12 | 68 |
| Staff members were helpful. | 0.00% 0 | 2.94% 2 | 45.59% 31 | 33.82% 23 | 17.65% 12 | 68 |
| Inspectors enforcing the Pollution Prevention Program were knowledgeable. | 1.49% 1 | 5.97% 4 | 44.78% 30 | 35.82% 24 | 11.94% 8 | 67 |

Q6 Please respond to the following statements about general quality.

Answered: 66 Skipped: 15



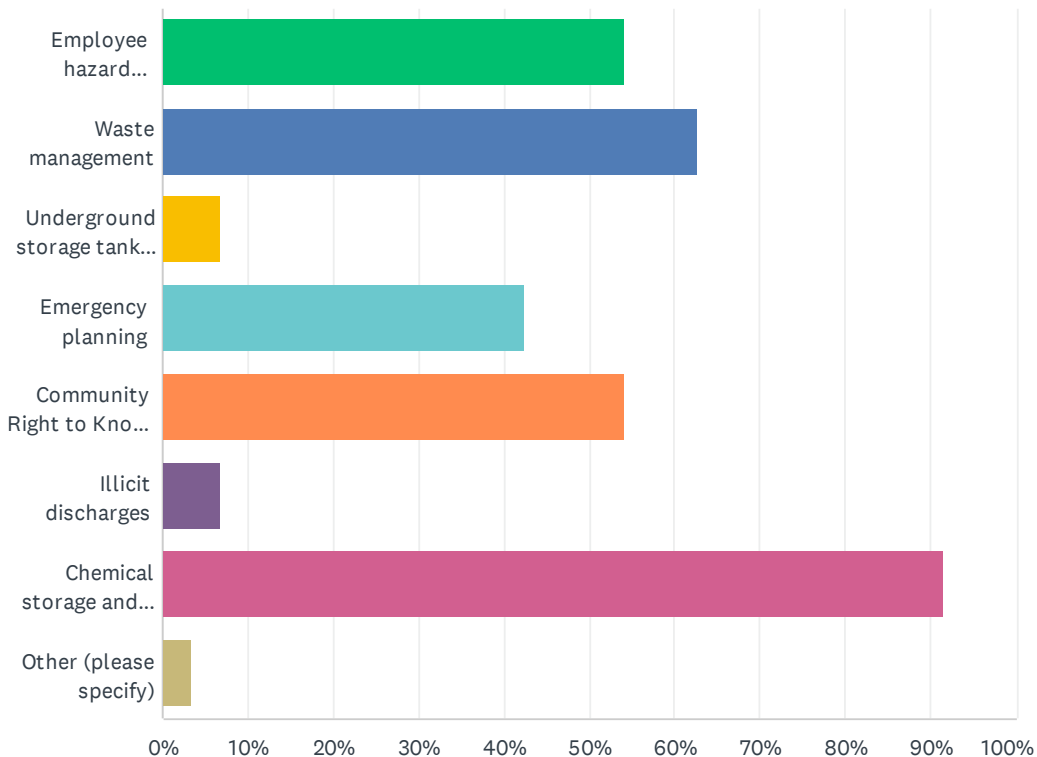
2022 Washtenaw County Pollution Prevention Program Survey



| | STRONGLY DISAGREE | DISAGREE | AGREE | STRONGLY AGREE | DOES NOT APPLY | TOTAL |
|--|-------------------|--------------|--------------|----------------|----------------|-------|
| Information was clear and easy to understand. | 0.00% 0 | 12.12% 8 | 65.15% 43 | 18.18% 12 | 4.55% 3 | 66 |
| I got the information or services I needed. | 1.54% 1 | 1.54% 1 | 58.46% 38 | 21.54% 14 | 16.92% 11 | 65 |
| Program or service hours met my needs. | 0.00% 0 | 3.03% 2 | 65.15% 43 | 18.18% 12 | 13.64% 9 | 66 |
| I am satisfied with my experience. | 1.54% 1 | 4.62% 3 | 61.54% 40 | 24.62% 16 | 7.69% 5 | 65 |
| I would recommend this program or service to others. | 4.62% 3 | 16.92% 11 | 32.31% 21 | 26.15% 17 | 20.00% 13 | 65 |

Q7 What was reviewed during your most recent inspection for the Pollution Prevention Program (please select all categories that were reviewed).

Answered: 59 Skipped: 22

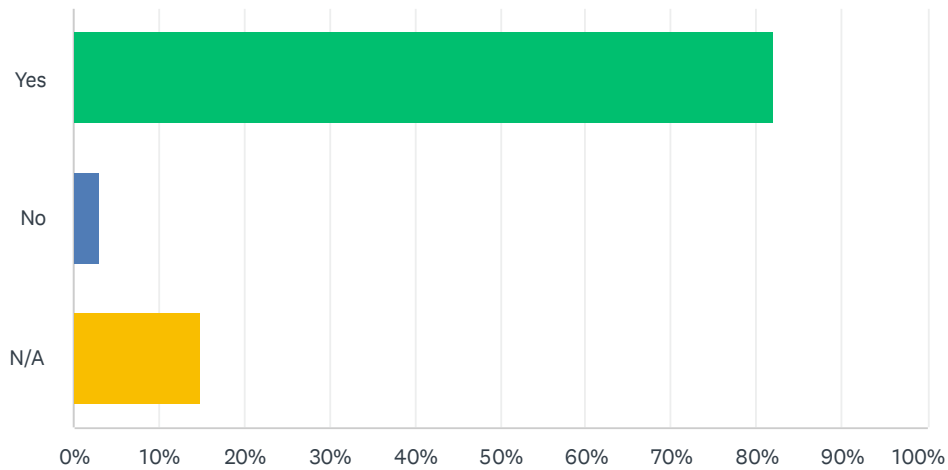


| ANSWER CHOICES | RESPONSES | |
|---|-----------|----|
| Employee hazard communication | 54.24% | 32 |
| Waste management | 62.71% | 37 |
| Underground storage tank management | 6.78% | 4 |
| Emergency planning | 42.37% | 25 |
| Community Right to Know - Hazardous Materials Reporting | 54.24% | 32 |
| Illicit discharges | 6.78% | 4 |
| Chemical storage and housekeeping | 91.53% | 54 |
| Other (please specify) | 3.39% | 2 |
| Total Respondents: 59 | | |

| # | OTHER (PLEASE SPECIFY) | DATE |
|---|--|-------------------|
| 1 | I filled out the paperwork, sent it in, and that was it. | 5/23/2022 8:53 AM |
| 2 | Inspection went well. | 5/17/2022 3:33 PM |

Q8 Did a staff member provide you with excellent service?

Answered: 67 Skipped: 14

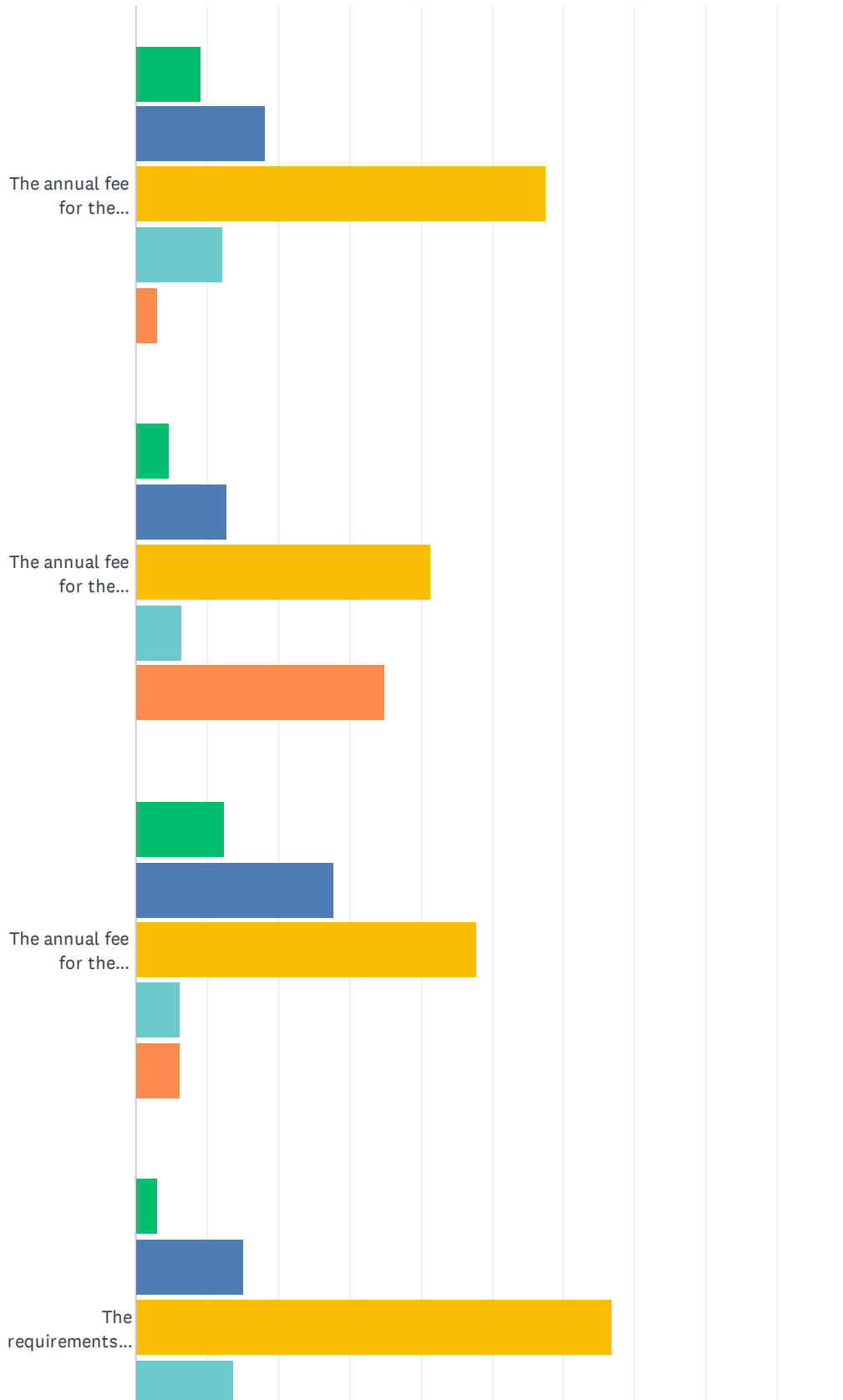


| ANSWER CHOICES | RESPONSES | |
|----------------|-----------|-----------|
| Yes | 82.09% | 55 |
| No | 2.99% | 2 |
| N/A | 14.93% | 10 |
| TOTAL | | 67 |

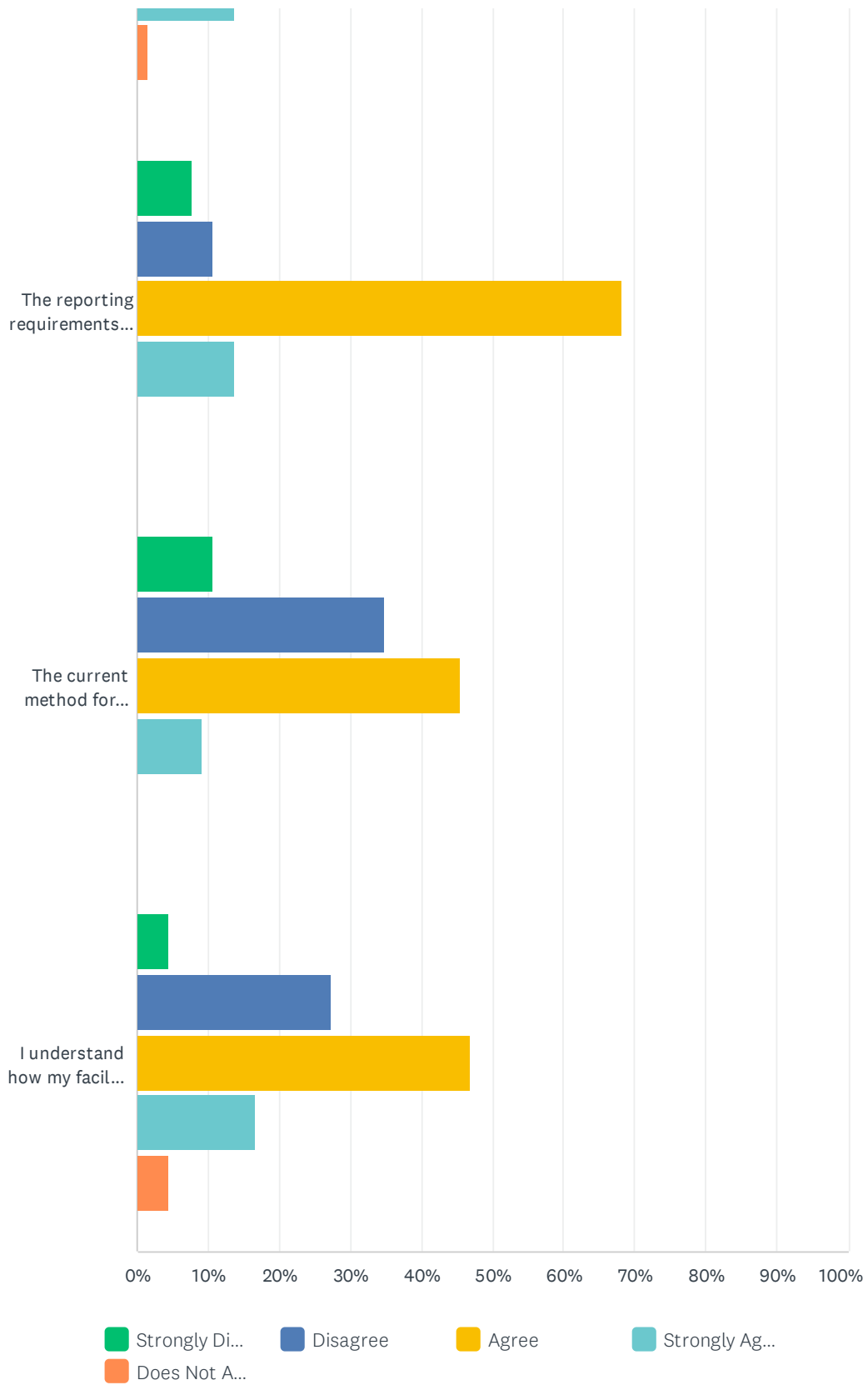
| # | PLEASE EXPLAIN (INCLUDE NAME OF EMPLOYEE, IF KNOWN) | DATE |
|----|---|--------------------|
| 1 | Jacob Gerke provided excellent service and help! | 5/26/2022 12:25 PM |
| 2 | Angela Parsons | 5/18/2022 10:12 AM |
| 3 | Jacob Gurke is wonderful to work with | 5/18/2022 7:36 AM |
| 4 | It's just value added. I have over 25 years of environmental/safety experience and an experienced team. | 5/17/2022 4:46 PM |
| 5 | Jacob Gerke | 5/17/2022 3:33 PM |
| 6 | JACOB GERKE | 5/17/2022 2:04 PM |
| 7 | Jacob Gerke was friendly, courteous, knowledgeable, and responsive to my questions. While he was here in an official capacity to inspect, I felt he was also genuinely interested in helping me identify the right way to do things and avoid getting in trouble with other authorities (MDEQ/EGLE for instance). The inspection is good for us to force us to review our status annually/biannually and to educate us as to what we could/should do differently. | 5/6/2022 12:10 PM |
| 8 | Jacob W. Gerke | 4/22/2022 1:11 PM |
| 9 | We're a small facility and use and store up to 25 gals of soap | 4/15/2022 11:00 AM |
| 10 | Jacob gerke | 4/13/2022 9:54 AM |
| 11 | Jacob Gerke was out last to do an inspection. He was very knowledgeable and easy to talk to. | 4/12/2022 9:13 AM |

Q9 Please rank your agreement with the following statements:

Answered: 66 Skipped: 15



2022 Washtenaw County Pollution Prevention Program Survey

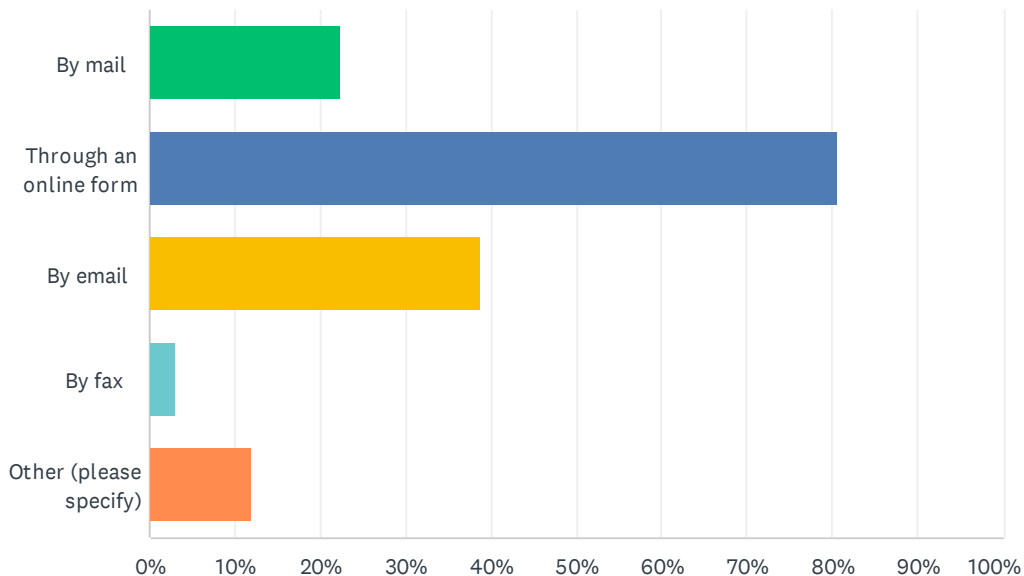


2022 Washtenaw County Pollution Prevention Program Survey

| | STRONGLY DISAGREE | DISAGREE | AGREE | STRONGLY AGREE | DOES NOT APPLY | TOTAL |
|---|--------------------------|-----------------|--------------|-----------------------|-----------------------|--------------|
| The annual fee for the Pollution Prevention Program is fair/reasonable. | 9.09% 6 | 18.18% 12 | 57.58% 38 | 12.12% 8 | 3.03% 2 | 66 |
| The annual fee for the Pollution Prevention Program is spent effectively by the Washtenaw County Health Department. | 4.76% 3 | 12.70% 8 | 41.27% 26 | 6.35% 4 | 34.92% 22 | 63 |
| The annual fee for the Pollution Prevention Program is a good investment for my business. | 12.31% 8 | 27.69% 18 | 47.69% 31 | 6.15% 4 | 6.15% 4 | 65 |
| The requirements of the Pollution Prevention Program are clear. | 3.03% 2 | 15.15% 10 | 66.67% 44 | 13.64% 9 | 1.52% 1 | 66 |
| The reporting requirements of the Pollution Prevention Program are manageable to complete on an annual basis. | 7.58% 5 | 10.61% 7 | 68.18% 45 | 13.64% 9 | 0.00% 0 | 66 |
| The current method for status sheet submission for the Pollution Prevention Program is efficient. | 10.61% 7 | 34.85% 23 | 45.45% 30 | 9.09% 6 | 0.00% 0 | 66 |
| I understand how my facility can qualify for reduced inspection frequency. | 4.55% 3 | 27.27% 18 | 46.97% 31 | 16.67% 11 | 4.55% 3 | 66 |

Q10 Which of the following methods would you prefer for submitting the Pollution Prevention Program status sheets? (select all methods that are feasible for your business.)

Answered: 67 Skipped: 14

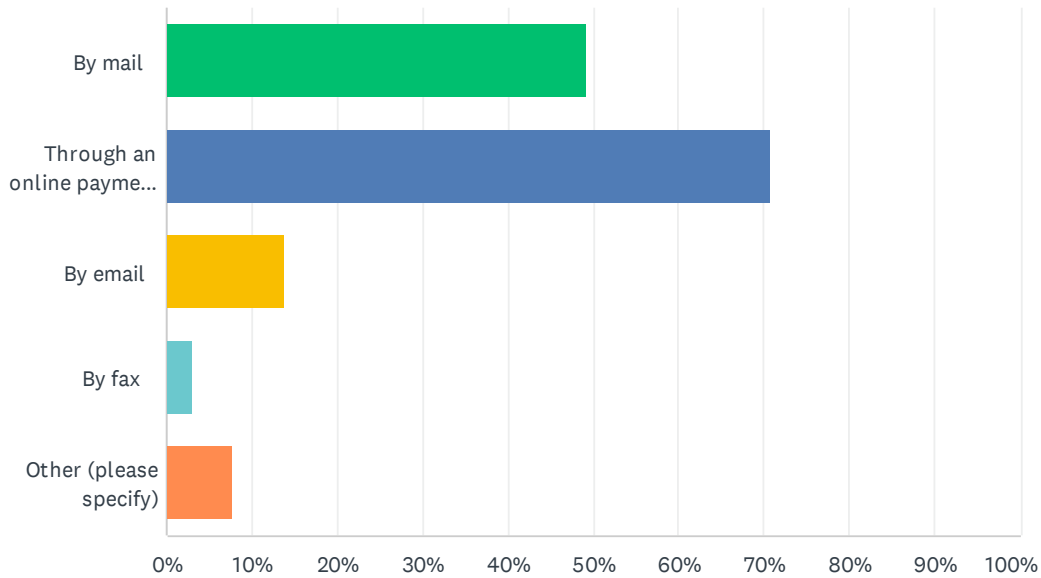


| ANSWER CHOICES | RESPONSES |
|------------------------|-----------|
| By mail | 22.39% 15 |
| Through an online form | 80.60% 54 |
| By email | 38.81% 26 |
| By fax | 2.99% 2 |
| Other (please specify) | 11.94% 8 |
| Total Respondents: 67 | |

| # | OTHER (PLEASE SPECIFY) | DATE |
|---|--|--------------------|
| 1 | 2022 report 48 pages. We deliver by hand to county, Dexter fire department, LEPC, City of Dexter Water | 1/26/2023 11:34 AM |
| 2 | In person | 8/5/2022 11:23 AM |
| 3 | In person with receipt | 5/21/2022 10:59 AM |
| 4 | Zeeb road drop off works well | 5/18/2022 7:39 AM |
| 5 | When the forms were all done as hardcopy, I generated Excel files that had all the required information on them. This allows me to update, rather than generate a new inventory each time the need arises. Making submission of an electronic file an option would be even better. | 5/6/2022 12:13 PM |
| 6 | combine with SARA title 111 SERC reporting done through the state | 4/22/2022 8:48 AM |
| 7 | Not at all for small facilities | 4/15/2022 11:05 AM |

Q11 Which of the following payment methods would you prefer for submitting fees for the Pollution Prevention Program? (select all methods that are feasible for your business.)

Answered: 65 Skipped: 16

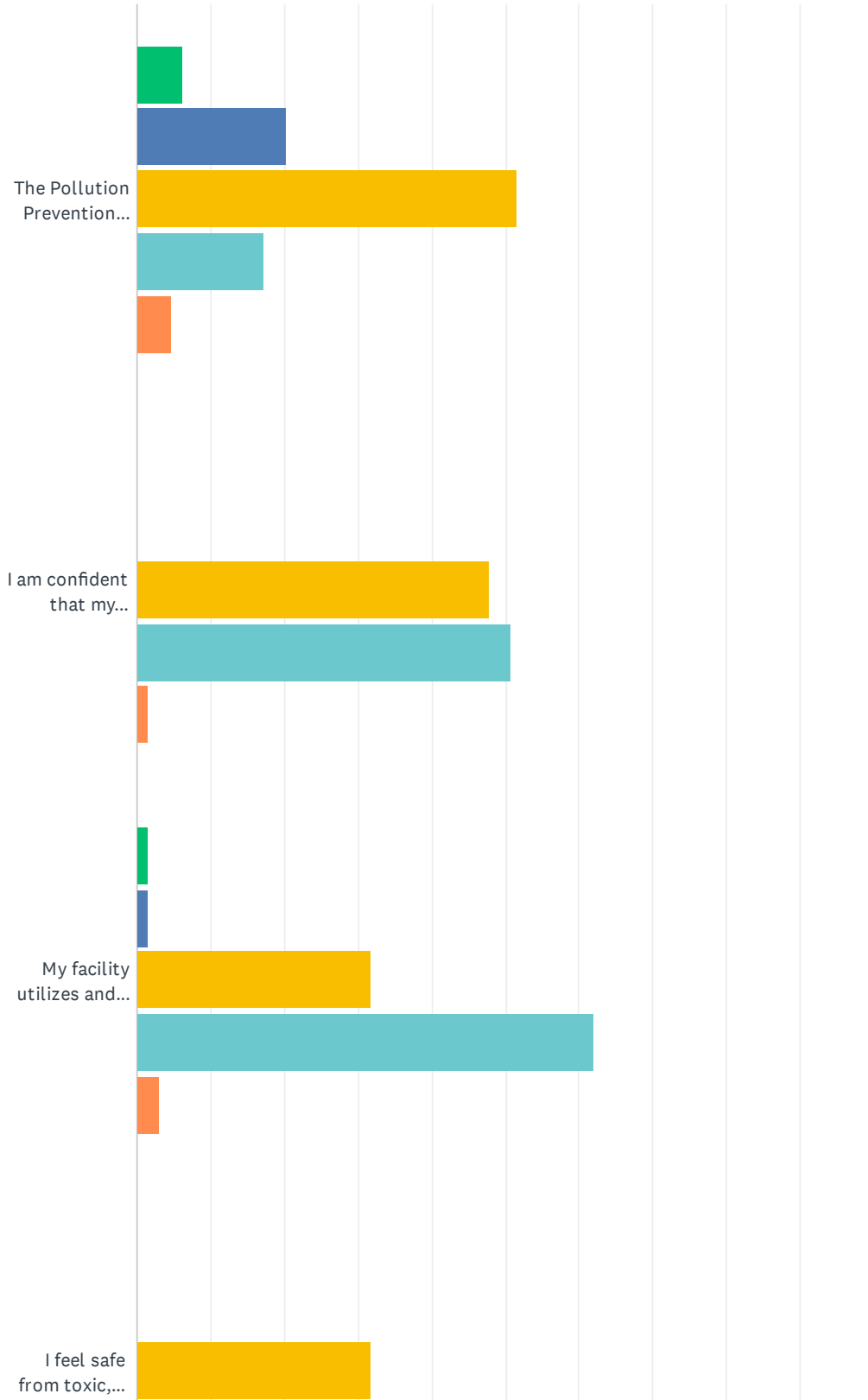


| ANSWER CHOICES | RESPONSES |
|----------------------------------|-----------|
| By mail | 49.23% 32 |
| Through an online payment portal | 70.77% 46 |
| By email | 13.85% 9 |
| By fax | 3.08% 2 |
| Other (please specify) | 7.69% 5 |
| Total Respondents: 65 | |

| # | OTHER (PLEASE SPECIFY) | DATE |
|---|------------------------------------|--------------------|
| 1 | in person. Lost check mailed once. | 1/26/2023 11:34 AM |
| 2 | In person | 8/5/2022 11:23 AM |
| 3 | in person at Zeeb | 5/18/2022 7:39 AM |
| 4 | prefer not to have pay at all | 5/17/2022 2:32 PM |
| 5 | Online | 4/24/2022 12:57 PM |

Q12 Please rank your agreement with the following statements about safety at your facility:

Answered: 66 Skipped: 15



2022 Washtenaw County Pollution Prevention Program Survey

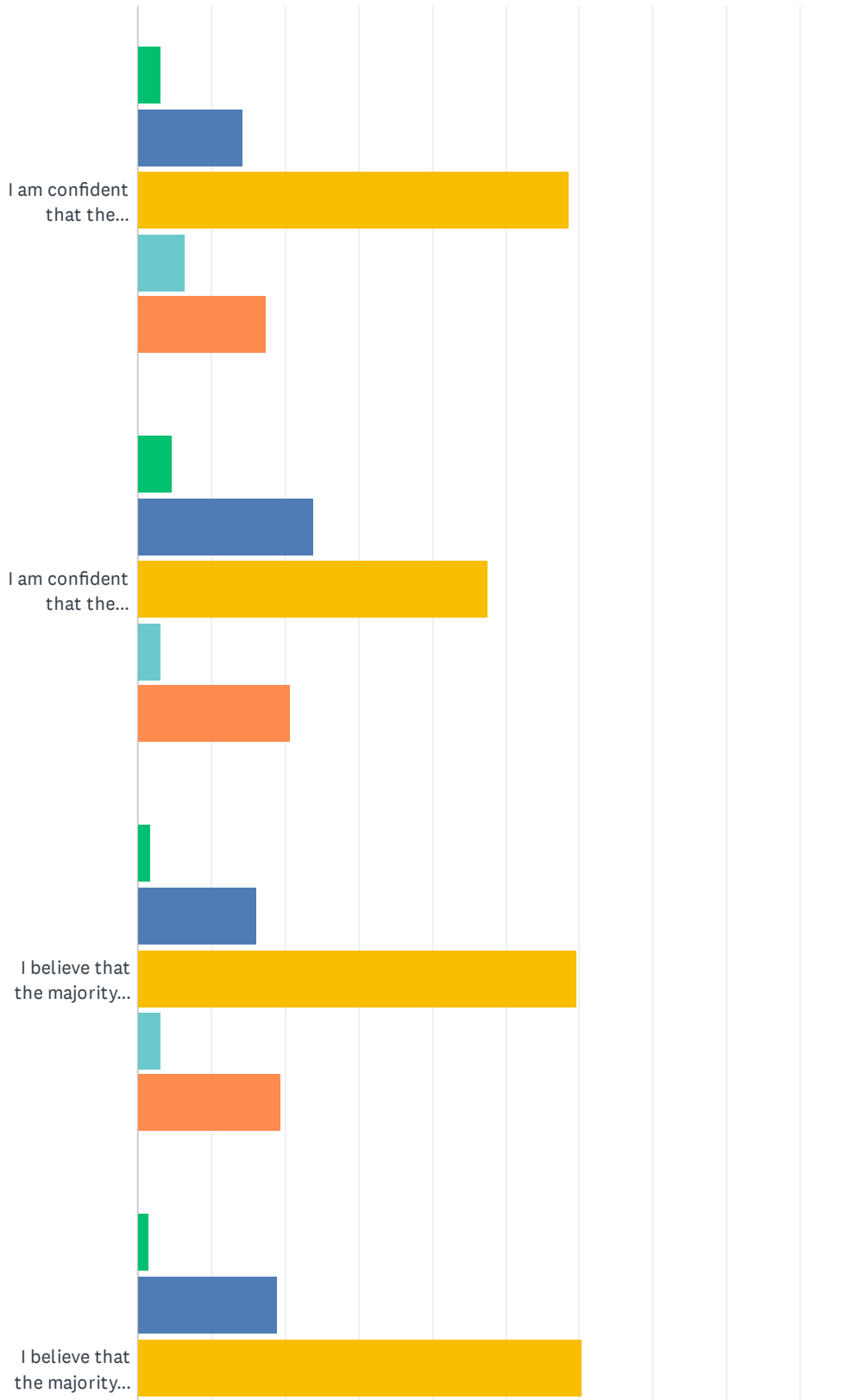


2022 Washtenaw County Pollution Prevention Program Survey

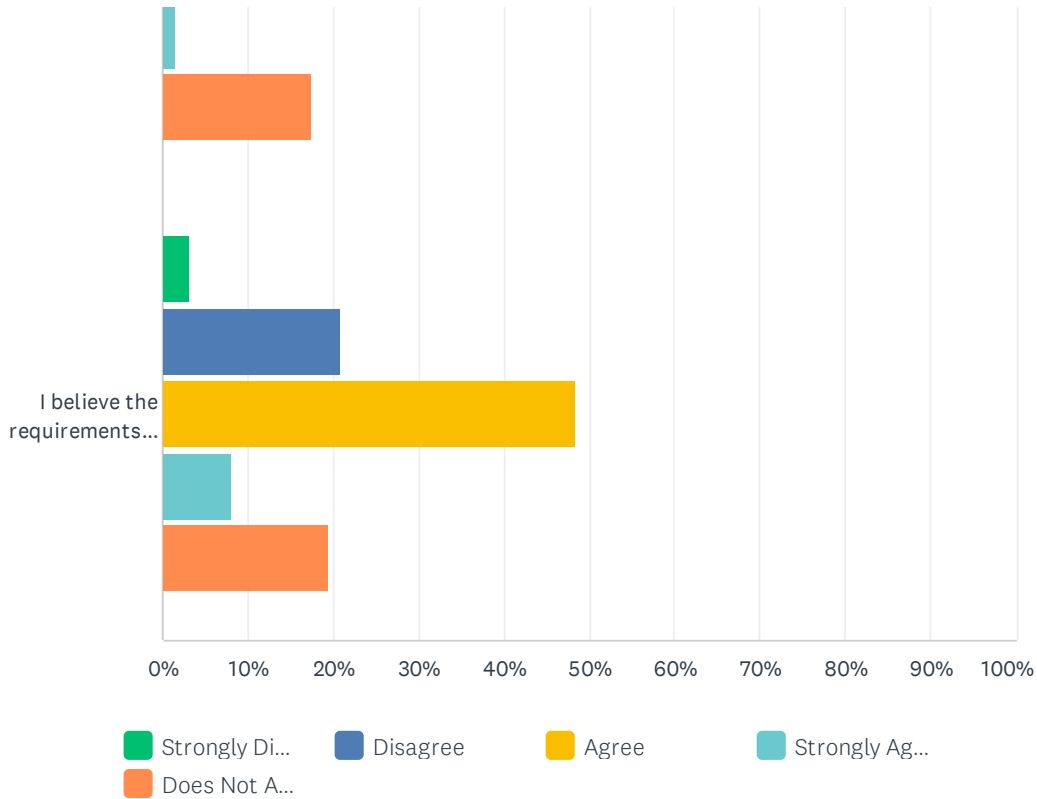
| | STRONGLY DISAGREE | DISAGREE | AGREE | STRONGLY AGREE | DOES NOT APPLY | TOTAL |
|---|-------------------|--------------|--------------|----------------|----------------|-------|
| The Pollution Prevention Program has improved the safety of how my facility stores, uses, and/or manufactures toxic, hazardous, or polluting substances. | 6.25% 4 | 20.31% 13 | 51.56% 33 | 17.19% 11 | 4.69% 3 | 64 |
| I am confident that my facility is adequately prepared to safely handle a spill or leak of any toxic, hazardous, or polluting substance manufactured, used, or stored in our facility. | 0.00% 0 | 0.00% 0 | 47.69% 31 | 50.77% 33 | 1.54% 1 | 65 |
| My facility utilizes and disposes of toxic, hazardous, or polluting substance(s) in a way that is safe to the environment. | 1.52% 1 | 1.52% 1 | 31.82% 21 | 62.12% 41 | 3.03% 2 | 66 |
| I feel safe from toxic, hazardous, or polluting substance(s) at work. | 0.00% 0 | 0.00% 0 | 31.82% 21 | 65.15% 43 | 3.03% 2 | 66 |
| I believe that the majority of other employees that work in my facility feel safe from toxic, hazardous, or polluting substance(s) at work. | 0.00% 0 | 0.00% 0 | 37.88% 25 | 59.09% 39 | 3.03% 2 | 66 |
| I am knowledgeable about the toxic, hazardous, or polluting substance(s) manufactured, used, or stored in my facility. | 0.00% 0 | 0.00% 0 | 41.54% 27 | 55.38% 36 | 3.08% 2 | 65 |
| I believe that the majority of other employees that work in my facility are knowledgeable about the toxic, hazardous, or polluting substance(s) manufactured, used or stored in the facility. | 0.00% 0 | 3.13% 2 | 50.00% 32 | 42.19% 27 | 4.69% 3 | 64 |

Q13 Please rank your agreement with the following statements about other facilities:

Answered: 64 Skipped: 17



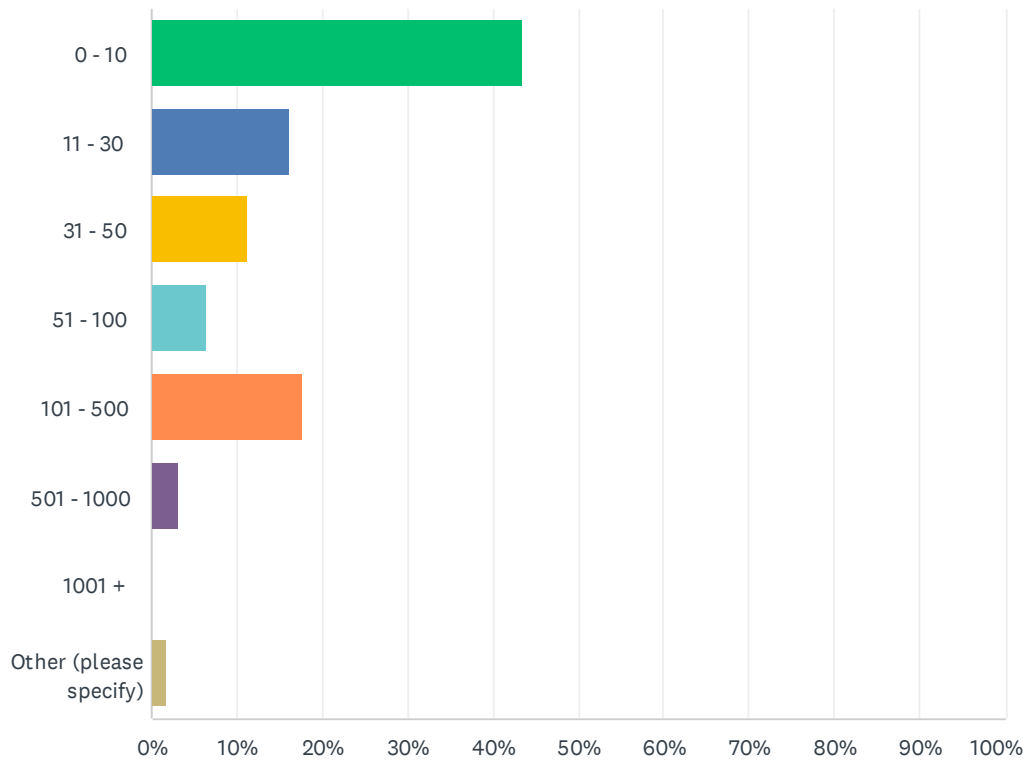
2022 Washtenaw County Pollution Prevention Program Survey



| | STRONGLY DISAGREE | DISAGREE | AGREE | STRONGLY AGREE | DOES NOT APPLY | TOTAL |
|--|-------------------|--------------|--------------|----------------|----------------|-------|
| I am confident that the majority of other facilities in Washtenaw County are adequately prepared to handle a spill or leak of any toxic, hazardous, or polluting substance manufactured, used, or stored in their facility. | 3.17% 2 | 14.29% 9 | 58.73% 37 | 6.35% 4 | 17.46% 11 | 63 |
| I am confident that the majority of facilities in other counties in the United States are adequately prepared to handle a spill or leak of any toxic, hazardous, or polluting substance manufactured, used, or stored in their facility. | 4.76% 3 | 23.81% 15 | 47.62% 30 | 3.17% 2 | 20.63% 13 | 63 |
| I believe that the majority of employees that work in a facility in the United States that uses, stores, or manufactures toxic, hazardous, or polluting substance(s) feel safe working in these facilities. | 1.61% 1 | 16.13% 10 | 59.68% 37 | 3.23% 2 | 19.35% 12 | 62 |
| I believe that the majority of other facilities in the United States utilize and dispose of toxic, hazardous, or polluting substance(s) in a way that is safe to the environment. | 1.59% 1 | 19.05% 12 | 60.32% 38 | 1.59% 1 | 17.46% 11 | 63 |
| I believe the requirements of the Pollution Prevention Program are comparable to regulations in other counties in the United States. | 3.23% 2 | 20.97% 13 | 48.39% 30 | 8.06% 5 | 19.35% 12 | 62 |

Q14 Number of employees at your facility:

Answered: 62 Skipped: 19

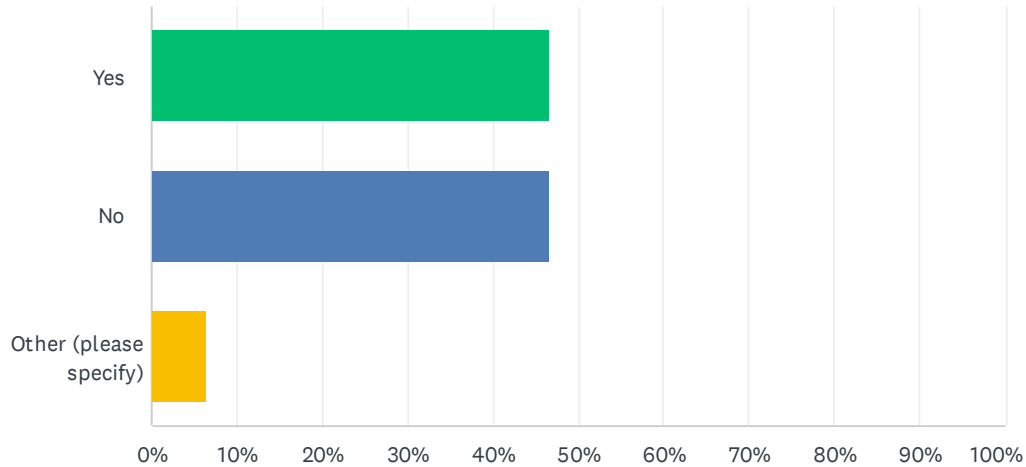


| ANSWER CHOICES | RESPONSES | |
|------------------------|-----------|-----------|
| 0 - 10 | 43.55% | 27 |
| 11 - 30 | 16.13% | 10 |
| 31 - 50 | 11.29% | 7 |
| 51 - 100 | 6.45% | 4 |
| 101 - 500 | 17.74% | 11 |
| 501 - 1000 | 3.23% | 2 |
| 1001 + | 0.00% | 0 |
| Other (please specify) | 1.61% | 1 |
| TOTAL | | 62 |

| # | OTHER (PLEASE SPECIFY) | DATE |
|---|---|-------------------|
| 1 | seasonal. 1 during off season, 100 during on season | 5/20/2022 8:33 AM |

Q15 Does your facility have a full-time staff member for hazardous waste compliance?

Answered: 62 Skipped: 19

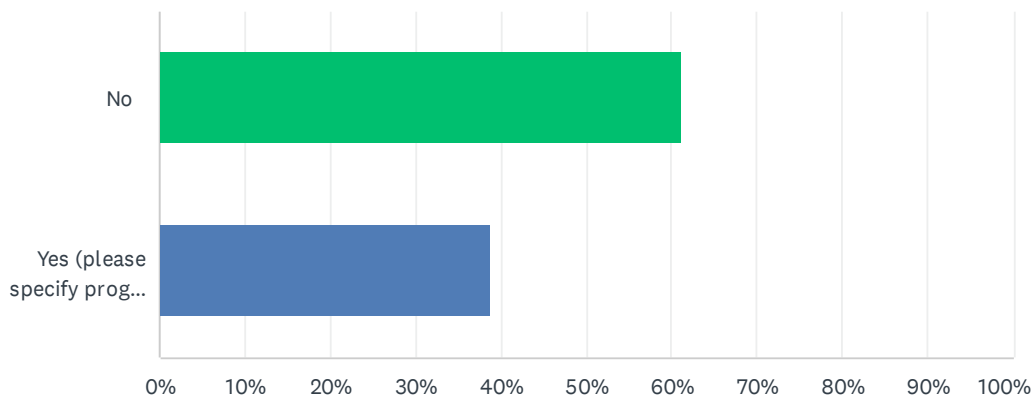


| ANSWER CHOICES | RESPONSES |
|------------------------|-----------|
| Yes | 46.77% 29 |
| No | 46.77% 29 |
| Other (please specify) | 6.45% 4 |
| TOTAL | 62 |

| # | OTHER (PLEASE SPECIFY) | DATE |
|---|--------------------------------|--------------------|
| 1 | it is part of other duties | 5/25/2022 11:46 AM |
| 2 | Part of duties of one employee | 5/21/2022 11:09 AM |
| 3 | Corporate employee | 5/17/2022 4:34 PM |
| 4 | Yes - at corporate office | 5/17/2022 3:22 PM |

Q16 Is your facility regulated or certified under any additional hazardous material or environmental safety programs? (If so, please provide the program and agency name.)

Answered: 62 Skipped: 19



| ANSWER CHOICES | RESPONSES |
|---|-----------|
| No | 61.29% 38 |
| Yes (please specify program and agency) | 38.71% 24 |
| TOTAL | 62 |

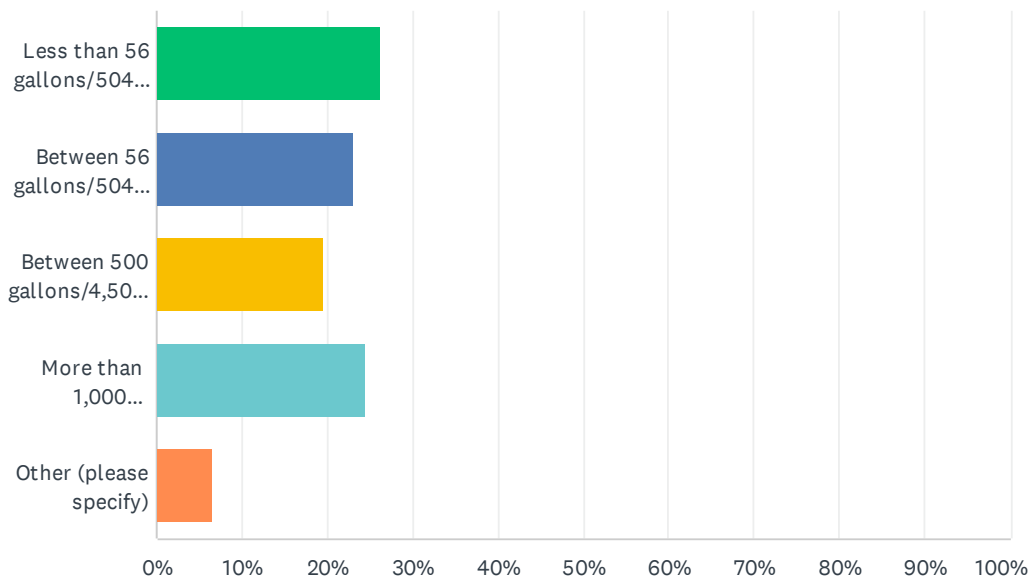
| # | YES (PLEASE SPECIFY PROGRAM AND AGENCY) | DATE |
|----|--|--------------------|
| 1 | DEQ, EGLE HAZARDOUS WASTE GENERATOR, WASTE MANAGEMENT | 1/26/2023 11:47 AM |
| 2 | SWPPP, EGLE / SPCC, 40 CFR 112.5(b) / ISO14001 certified | 8/5/2022 12:03 PM |
| 3 | EGLE, RCRA, and EPA | 5/26/2022 12:49 PM |
| 4 | OSHA, EPA, | 5/23/2022 8:58 AM |
| 5 | EPA HAZARDOUS WASTE | 5/21/2022 11:09 AM |
| 6 | ISO:14001 | 5/18/2022 10:16 AM |
| 7 | Used Tire Disposal - EPA | 5/18/2022 9:22 AM |
| 8 | Michigan EGLE LQG; EPA TRI; Tier II; M EGLE Air Permit, etc. | 5/17/2022 4:58 PM |
| 9 | EGLE and EPA | 5/17/2022 4:49 PM |
| 10 | OSHA | 5/17/2022 3:58 PM |
| 11 | Responsible Care 14001:2015 | 5/17/2022 3:40 PM |
| 12 | EGLE haz waste | 5/17/2022 3:22 PM |
| 13 | Egleswpf | 5/17/2022 2:42 PM |
| 14 | REACH | 5/17/2022 2:38 PM |
| 15 | EGLE Tier II -Emergency and Hazardous Chemical Inventory | 5/17/2022 2:20 PM |
| 16 | ISO 14001, EPA Requirements | 5/17/2022 2:19 PM |

2022 Washtenaw County Pollution Prevention Program Survey

| | | |
|----|--|-------------------|
| 17 | Sarah T2 | 5/17/2022 2:10 PM |
| 18 | State of Michigan | 5/17/2022 2:09 PM |
| 19 | EGLE oversight | 5/6/2022 12:18 PM |
| 20 | EGLE | 4/22/2022 1:19 PM |
| 21 | EGLE | 4/22/2022 8:51 AM |
| 22 | EPA, Tier 2, Form R, RCRA Biennial Report, DEQ Hazardous Waste User Charge, NESHAP | 4/13/2022 1:13 PM |
| 23 | EGLE | 4/13/2022 7:20 AM |
| 24 | RCRA, DOT, SWPPP, MAERS, Tier II, IATA | 4/11/2022 3:24 PM |

Q17 Amount of toxic, hazardous or polluting substances manufactured, stored or used at your facility:

Answered: 61 Skipped: 20

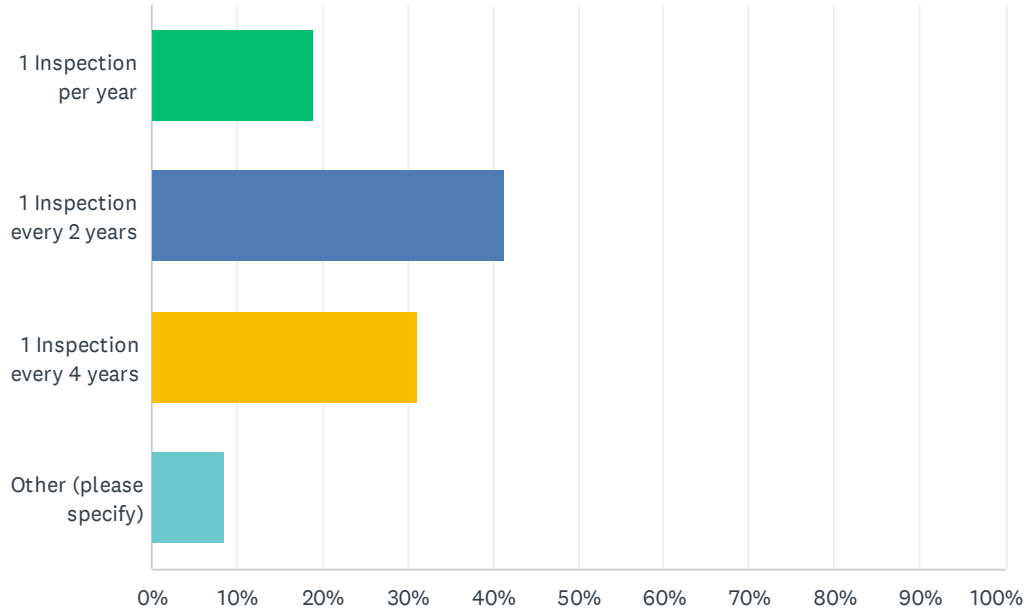


| ANSWER CHOICES | RESPONSES | |
|---|-----------|-----------|
| Less than 56 gallons/504 pounds | 26.23% | 16 |
| Between 56 gallons/504 pounds and 500 gallons/4,500 pounds | 22.95% | 14 |
| Between 500 gallons/4,500 pounds and 1,000 gallons/9,000 pounds | 19.67% | 12 |
| More than 1,000 gallons/9,000 pounds | 24.59% | 15 |
| Other (please specify) | 6.56% | 4 |
| TOTAL | | 61 |

| # | OTHER (PLEASE SPECIFY) | DATE |
|---|--|--------------------|
| 1 | Raw material disposal for discontinued products not every year | 5/21/2022 11:09 AM |
| 2 | seasonal. 400+ gallons on season. less than 20 off season | 5/20/2022 8:33 AM |
| 3 | We have 3 underground storage tanks that store gasoline or diesel fuels in excess of 10,000 gallons at anytime. This amount varies depending on customer requirements. | 5/18/2022 8:48 AM |
| 4 | Generate <220 lbs | 4/22/2022 1:19 PM |

Q18 Frequency of Pollution Prevention Program inspections at your facility:

Answered: 58 Skipped: 23

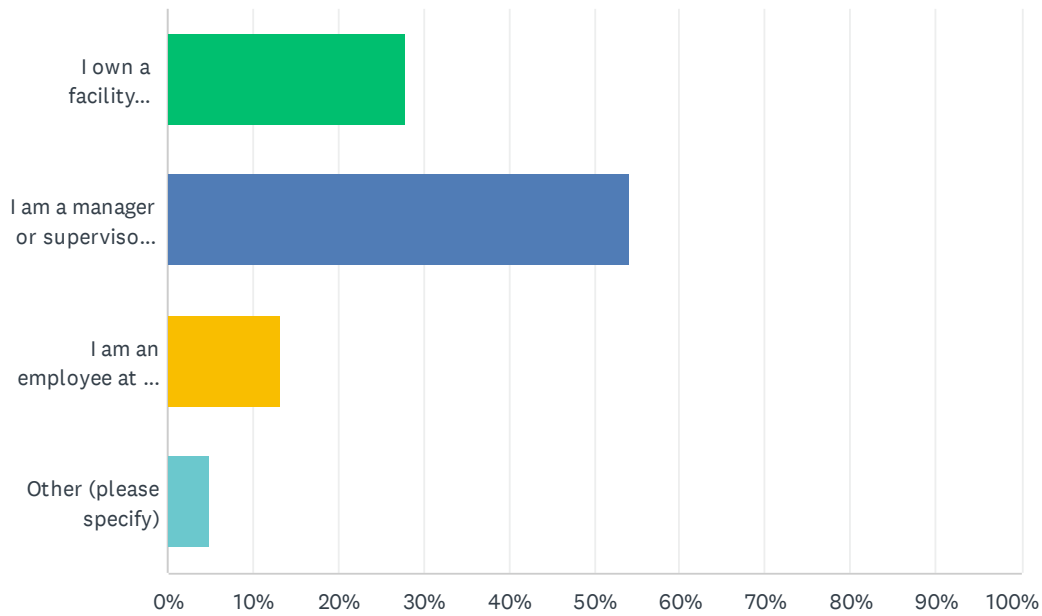


| ANSWER CHOICES | RESPONSES | |
|----------------------------|-----------|-----------|
| 1 Inspection per year | 18.97% | 11 |
| 1 Inspection every 2 years | 41.38% | 24 |
| 1 Inspection every 4 years | 31.03% | 18 |
| Other (please specify) | 8.62% | 5 |
| TOTAL | | 58 |

| # | OTHER (PLEASE SPECIFY) | DATE |
|---|--|-------------------|
| 1 | It changes every year, new county employee in charge every time. | 5/23/2022 8:58 AM |
| 2 | Quarterly | 5/17/2022 2:42 PM |
| 3 | twice a year | 4/22/2022 1:19 PM |
| 4 | 0 | 4/18/2022 2:05 PM |
| 5 | Weekly | 4/11/2022 3:24 PM |

Q19 How do you interact with the Pollution Prevention Program?

Answered: 61 Skipped: 20



| ANSWER CHOICES | RESPONSES |
|---|-----------|
| I own a facility regulated by the Pollution Prevention Program. | 27.87% 17 |
| I am a manager or supervisor at a facility regulated by the Pollution Prevention Program. | 54.10% 33 |
| I am an employee at a facility regulated by the Pollution Prevention Program. | 13.11% 8 |
| Other (please specify) | 4.92% 3 |
| TOTAL | 61 |

| # | OTHER (PLEASE SPECIFY) | DATE |
|---|--|--------------------|
| 1 | I am the office coordinator for the facility, the Owner is the Pollution Prevention Fulltime Contact | 5/20/2022 12:53 PM |
| 2 | Volunteer board member | 5/17/2022 4:00 PM |
| 3 | Owner that Rents a facility regulated by the PPP. | 5/17/2022 3:58 PM |

Q20 Please share your feedback on the Pollution Prevention Program, including what we do well, what you would change, or any other comments. Please also feel free to email us at P2Program@washtenaw.org with any additional feedback or comments.

Answered: 27 Skipped: 54

| # | RESPONSES | DATE |
|----|---|--------------------|
| 1 | The main concern I have with environmental requirements is that there are so many different entities issuing regulations and they all have slightly different but overlapping areas and it makes compliance both confusing and redundant. | 8/5/2022 12:03 PM |
| 2 | Of all the environmental agencies we are required to work with, the Washtenaw County Pollution Prevention Program is the most professional, up-to-date, and easy to understand. Excellent service! | 5/26/2022 12:49 PM |
| 3 | Shut it down. One more program that should go away. | 5/23/2022 8:58 AM |
| 4 | Your online info page is very helpful | 5/20/2022 12:53 PM |
| 5 | Provide simpler coding and resources for toxic chemicals and standardize those for the organization. Like looking up prescriptions. | 5/20/2022 8:33 AM |
| 6 | No additional comments | 5/18/2022 9:54 AM |
| 7 | Businesses that have shown exemplary compliance / Participation have not been given community recognition. This does not seem to be a priority or important to the PPP. It should be just as important as fee collection. There seems to be no accountability for this. We are still waiting for recognition from 2020. | 5/18/2022 9:22 AM |
| 8 | I have been involved for decades. Your inspectors have always been knowledgeable, professional and nice! | 5/18/2022 7:45 AM |
| 9 | Some of the survey questions options should be "I don't know" ... see previous comments. I'm sure there are companies that benefit from the WC P2 program (small companies that do not have dedicated EHS staff). For larger companies that are well staffed, I think it's an unnecessary regulation that is largely very repetitive with other state and federal regulations. WC staff are very nice, but I can't recall a single time something was found that was useful/informative. We are working hard every single day to keep our facility safe and to minimize hazards. We'd rather spend time working on the things that we can improve. The WC P2 report in particular feels like a waste of time. | 5/17/2022 4:58 PM |
| 10 | Program is good, but seems redundant with State and Federal programs. | 5/17/2022 4:18 PM |
| 11 | Lower cost of inspections. | 5/17/2022 3:58 PM |
| 12 | The only issue is that we already only with Tier II reporting. Seems redundant, since info can easily be obtained through LEPC notification in Washtenaw County | 5/17/2022 3:40 PM |
| 13 | please make it so we only have to update site plans- drawings if the building changes etc. | 5/17/2022 2:55 PM |
| 14 | I believe the program is valuable, however as a manufacturer it seems to heavily penalize this industry compared to others. The cost for a program should take into account the size, revenue and risk factors for calculating program fees. Basing it on a flat volume and not storage container size treats apples and bowling balls as the same thing. | 5/17/2022 2:39 PM |
| 15 | At the cost of the products, we can't afford to waste any of them. All products here are used carefully as not to waste any of them! | 5/17/2022 2:38 PM |
| 16 | The PPP has always felt like a money grab. It adds little to no value to our organization, especially when we submit the same information to EGLE. | 5/17/2022 2:20 PM |

2022 Washtenaw County Pollution Prevention Program Survey

| | | |
|----|--|--------------------|
| 17 | Even application of the law would be great. The county makes a serious mistake by eliminating retail which can and does more hazmat than many people who report. | 5/17/2022 2:10 PM |
| 18 | JACOB CAME WHEN I KNEW NOTHING ABOUT THE PROGRAM AND WALKED ME THROUGH STEP BY STEP. HE WAS EXTREMELY KNOWLEDGABLE AND MADE THE VIST GREAT. I WAS NOT OVERWHELEMED BY SUGGESTIONS, AND HE HELPED ME FIND ANY INFO I NEEDED TO BE COMPLIANT. I WAS SCARED IT WOULD BE THREATENING AND HE MADE IT EASY AND NON THREATENING. | 5/17/2022 2:09 PM |
| 19 | Again, I appreciate the balance of oversight/inspection vs insight/assistance the PPP provides. I don't feel as though the goal is to come find fault and fine me for it, but rather to help me do my job as well as possible. Some streamlining of the paperwork involved would be beneficial, but it's not too bad as it is now. | 5/6/2022 12:18 PM |
| 20 | No Changes. Some of the information we provide under P2 Program is much similar to Sara Title III T2 Reporting | 4/22/2022 1:19 PM |
| 21 | For a small facility that uses small amounts of cleaning chemicals and keep minimal quantity on hand the program is just another burden the forms filling out the chemical breakdowns of each is unnecessary | 4/15/2022 11:12 AM |
| 22 | Not inspect as often | 4/14/2022 12:23 PM |
| 23 | Except for a 300 gallon diesel and rec gas tanks, we have no more than an occasional 1 gal container of flameable or toxic materials. And that never changes so a need for easy reporting. | 4/13/2022 12:31 PM |
| 24 | Inspection are thorough with inspector. Paperwork/payment methods need updating with the times. | 4/13/2022 9:59 AM |
| 25 | A better online experience would be very helpful. The forms available online are terrible to work with and that should not be the case at this point in time. We should easily be able to fill out all forms electronically and save them. The ability to pull these back up and edit as needed should also be possible. The fact that we have to start from scratch every time we have to resubmit is really pitiful. We are in the Ann Arbor area and have some of the best talent available for web design and yet the forms available to us seem like they were designed in the 90's. This creates a lot of wasted time for all companies that have to deal with this. It is VERY frustrating. | 4/12/2022 9:24 AM |
| 26 | EGLE serves basically the same function. | 4/11/2022 3:24 PM |
| 27 | Very Knowledgeable! | 4/11/2022 12:43 PM |