

# BARRIER BUSTERS 3rd Quarter Report July 1<sup>st</sup>- September 30th



OFFICE OF COMMUNITY & ECONOMIC DEVELOPMENT  
*Collaborative solutions for a promising future*

## QUARTER 3

# 70%

of total funding requests assisted residents in zip codes 48197 and 48198

# 64%

of total funding requests assisted BIPOC\* households

\* Black, Indigenous, and Other People of Color

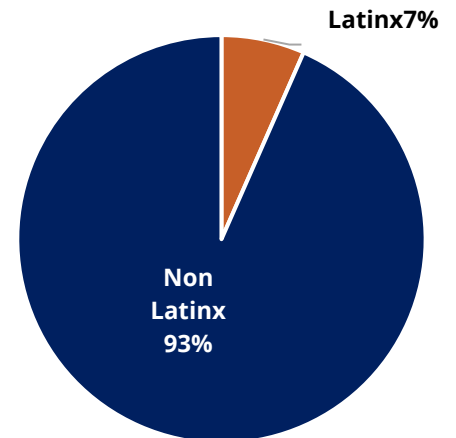
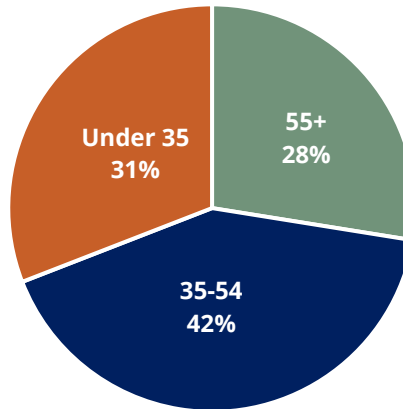
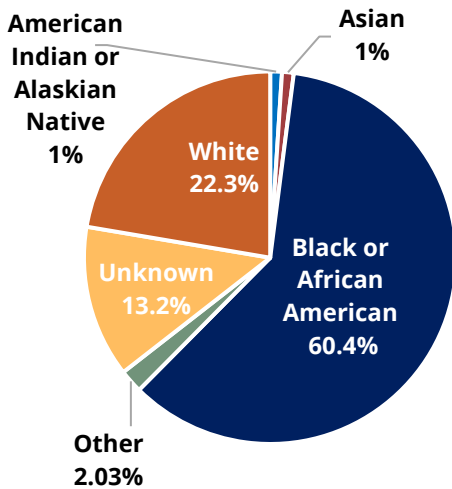
# 197

TOTAL REQUESTS FUNDED

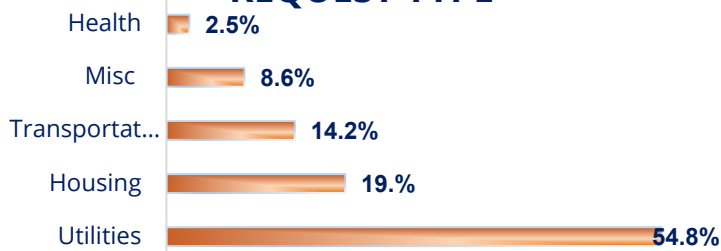
# \$164,813

TOTAL ASSISTANCE

## COUNTYWIDE DATA



### REQUEST TYPE



**2.5%**  
**Immigrant Status**

**47.2%**  
**Households With Children**



## WHERE IS ASSISTANCE GOING?

Jurisdiction	Total Requests	Total Assistance Provided
Ypsilanti Township	80	\$57,103.43
City of Ann Arbor	41	\$28,544.70
City of Ypsilanti	36	\$42,515.88
Pittsfield Township	20	\$14,560.01
Superior Township	13	\$13,935.20
Scio Township	4	\$ 4387.48
Augusta Township	2	\$3592.68
City of Dexter	1	\$174.29
<b>Grand Total</b>	<b>197</b>	<b>\$164,813.67</b>

*Thank you to our generous 2022 funders: Washtenaw County, City of Ann Arbor, Pittsfield Township, Michigan Community Action, and individual donors.*



**YPSILANTI TOWNSHIP REPORT**

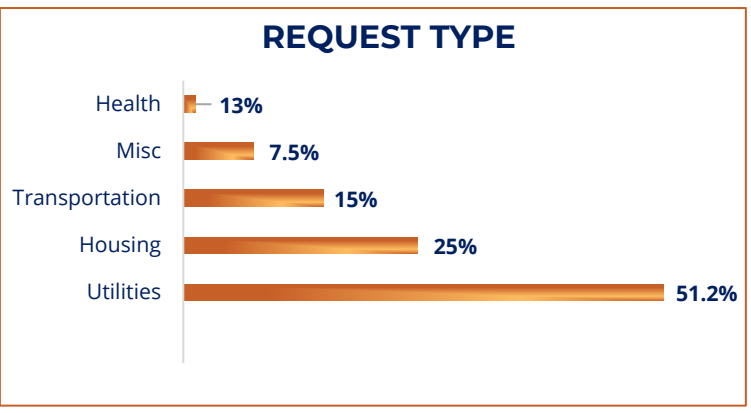
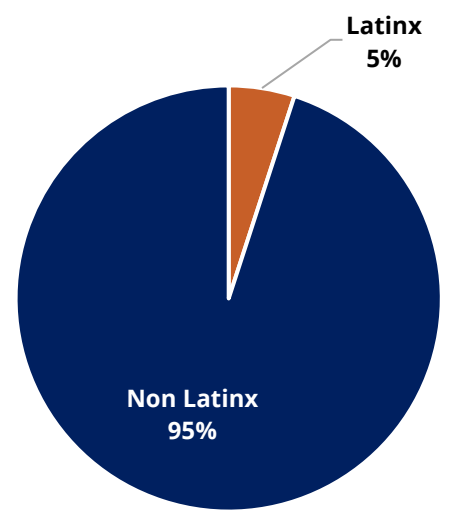
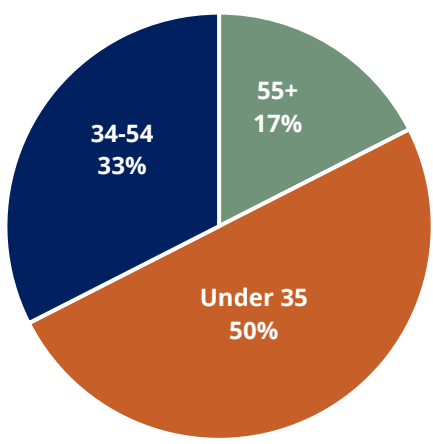
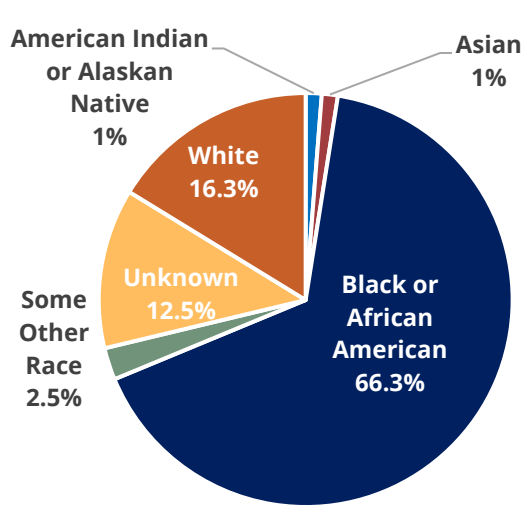
**80**

**Total Requests Funded**  
*40.6% of Countywide Requests*

**\$57,103**

**Total Assistance Provided**  
*34.7% of Countywide Requests*

**DEMOGRAPHICS**



**1.6%**  
**Immigrant Status**

**37.5%**  
**Households With Children**



**CITY OF YPSILANTI**

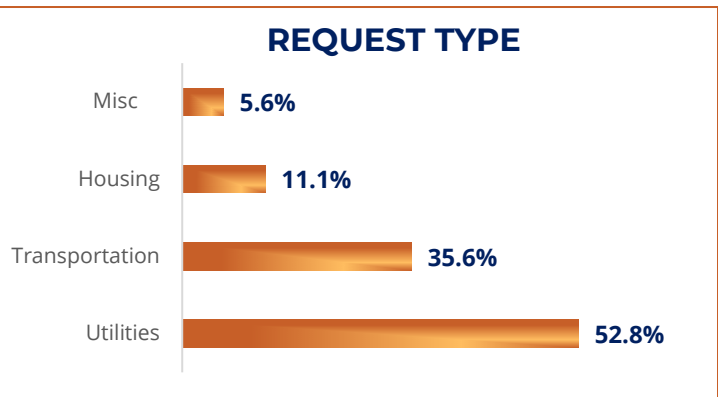
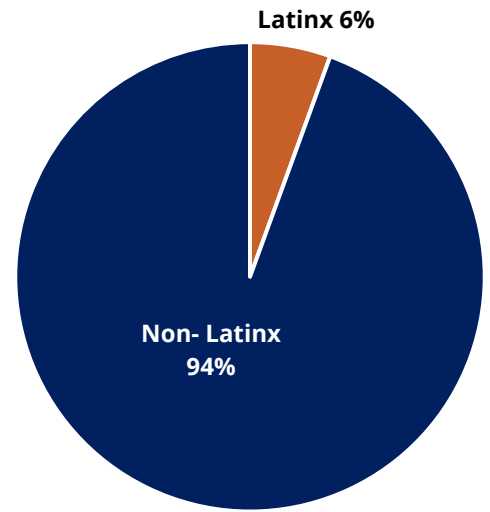
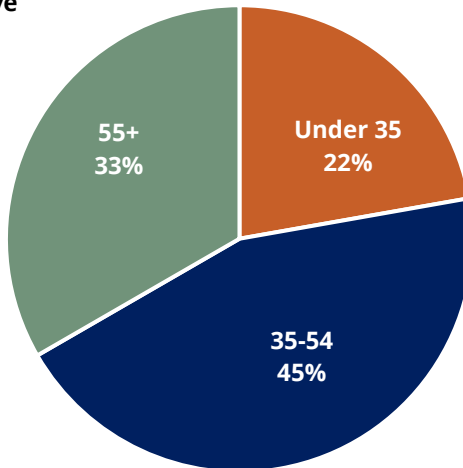
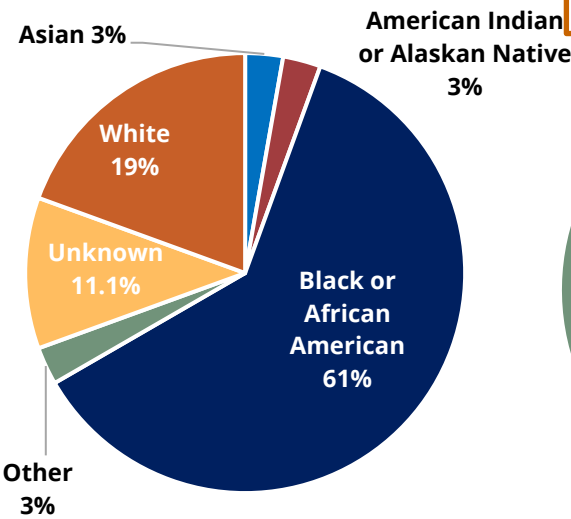
**36**

Total Requests Funded  
*18.3% of Countywide Requests*

**\$42,515**

Total Assistance Provided  
*16.3% of Countywide Requests*

**DEMOGRAPHICS**



**2.4%**  
**Immigrant Status**

**69.4%**  
**Households With Children**



**PITTSFIELD TOWNSHIP**

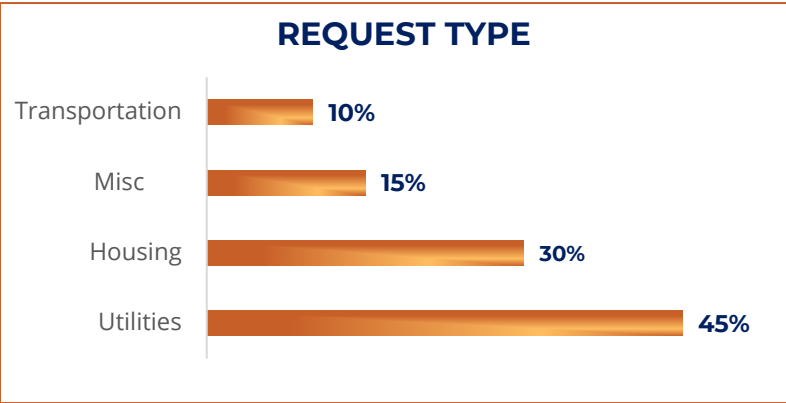
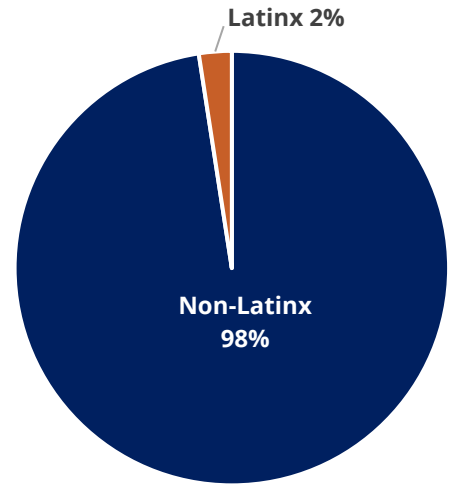
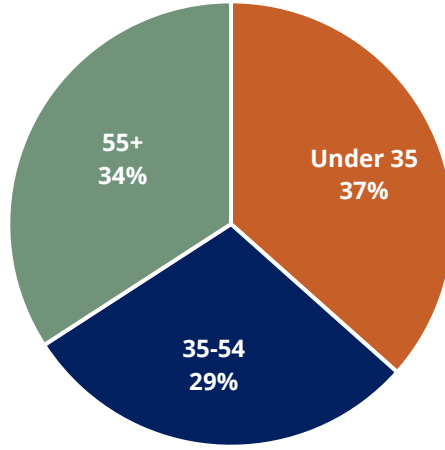
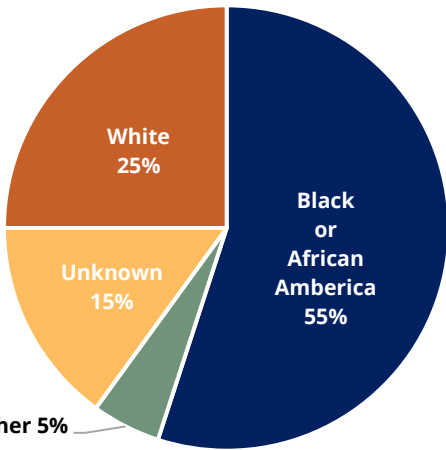
**20**

Total Requests Funded  
*10.2% of Countywide Requests*

**\$14,560**

Total Assistance Provided  
*8.8% of Countywide requests*

**DEMOGRAPHICS**



**2.4%**  
**Immigrant Status**

**35%**  
**Households With Children**



**CITY OF ANN ARBOR**

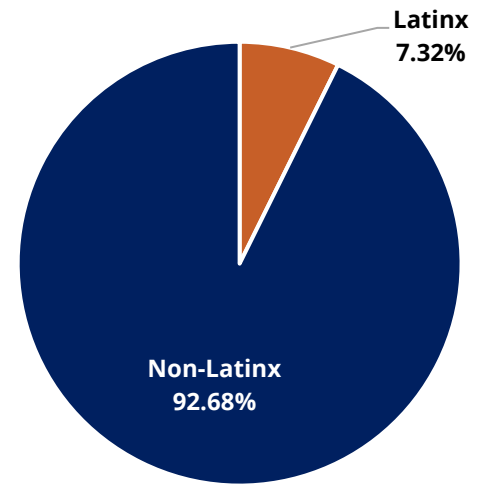
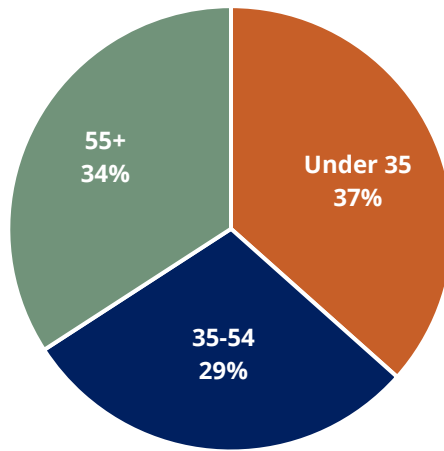
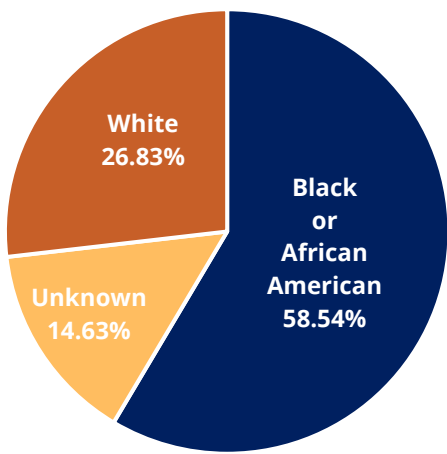
**41**

Total Requests Funded  
*20.8% of Countywide Requests*

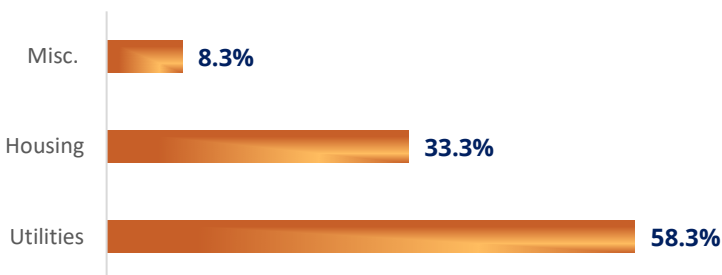
**\$28,544**

Total Assistance Provided  
*17% of Countywide Requests*

**DEMOGRAPHICS**



**REQUEST TYPE**



**2.4%**  
**Immigrant Status**

**46.3%**  
**Households With Children**