

BARRIER BUSTERS 3rd Quarter Report July 1st - September 30th



OFFICE OF COMMUNITY & ECONOMIC DEVELOPMENT
Collaborative solutions for a promising future

QUARTER 3

70%

of total funding requests assisted residents in zip codes 48197 and 48198

64%

of total funding requests assisted BIPOC* households

* Black, Indigenous, and Other People of Color

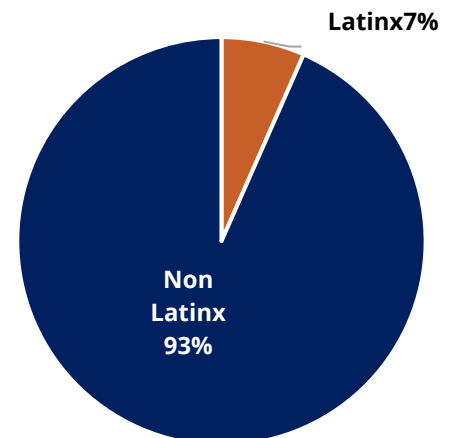
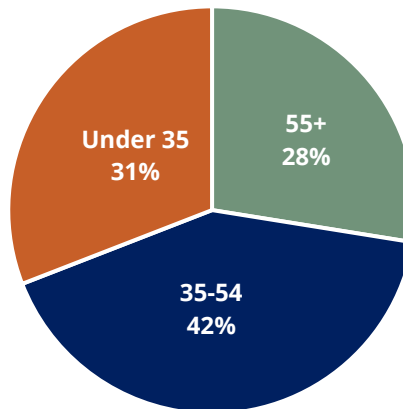
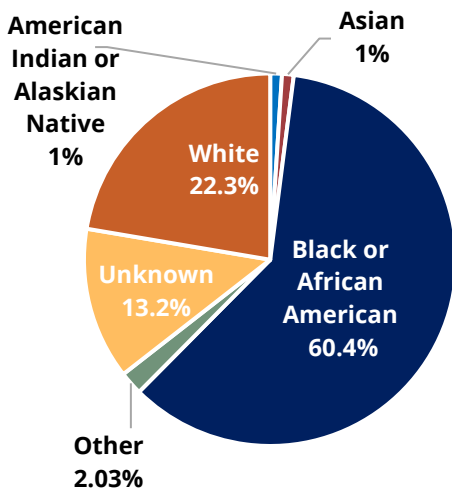
197

TOTAL REQUESTS FUNDED

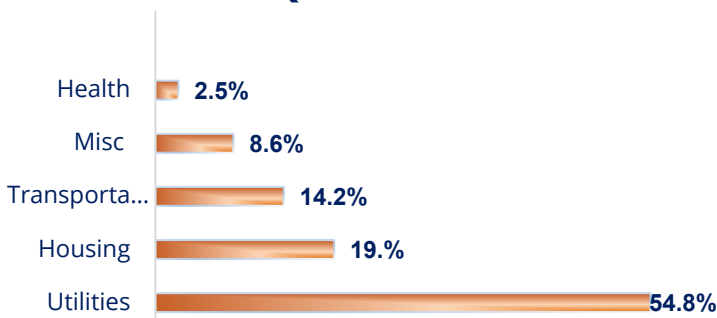
\$164,813

TOTAL ASSISTANCE

COUNTYWIDE DATA



REQUEST TYPE



2.5%
Immigrant Status

47.2%
Households With Children



WHERE IS ASSISTANCE GOING?

Jurisdiction	Total Requests	Total Assistance Provided
Ypsilanti Township	80	\$57,103.43
City of Ann Arbor	41	\$28,544.70
City of Ypsilanti	36	\$42,515.88
Pittsfield Township	20	\$14,560.01
Superior Township	13	\$13,935.20
Scio Township	4	\$ 4387.48
Augusta Township	2	\$3592.68
City of Dexter	1	\$174.29
Grand Total	197	\$164,813.67

Thank you to our generous 2022 funders: Washtenaw County, City of Ann Arbor, Pittsfield Township, Michigan Community Action, and individual donors.