

# BARRIER BUSTERS 3rd Quarter Report July 1<sup>st</sup> - September 30<sup>th</sup>



OFFICE OF COMMUNITY & ECONOMIC DEVELOPMENT  
*Collaborative solutions for a promising future*

## QUARTER 3

# 70%

of total funding requests assisted residents in zip codes 48197 and 48198

# 64%

of total funding requests assisted BIPOC\* households

\* Black, Indigenous, and Other People of Color

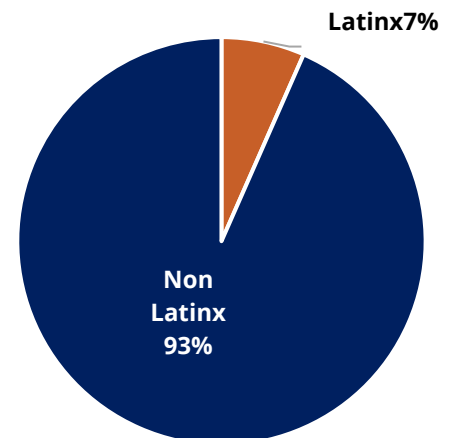
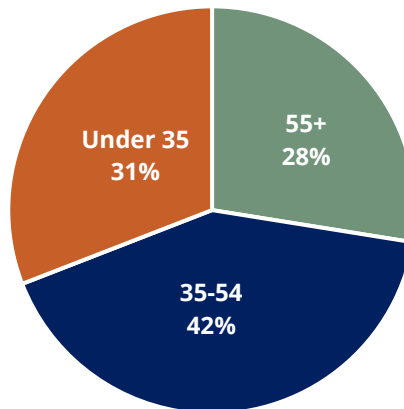
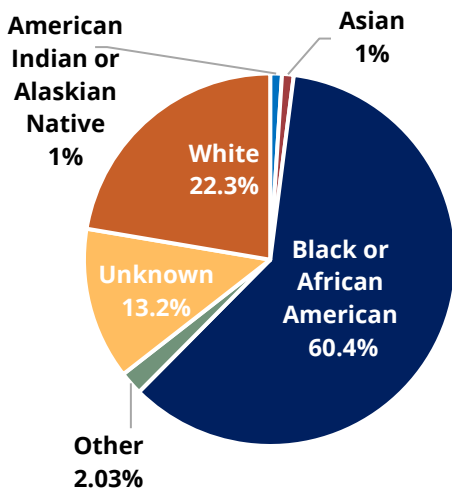
# 197

TOTAL REQUESTS FUNDED

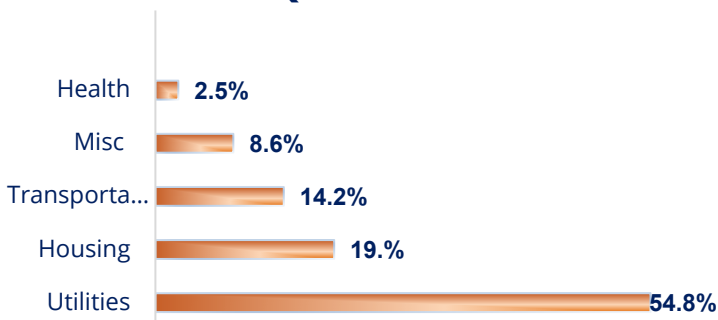
# \$164,813

TOTAL ASSISTANCE

## COUNTYWIDE DATA



## REQUEST TYPE



**2.5%**  
**Immigrant Status**

**47.2%**  
**Households With Children**



**CITY OF YPSILANTI**

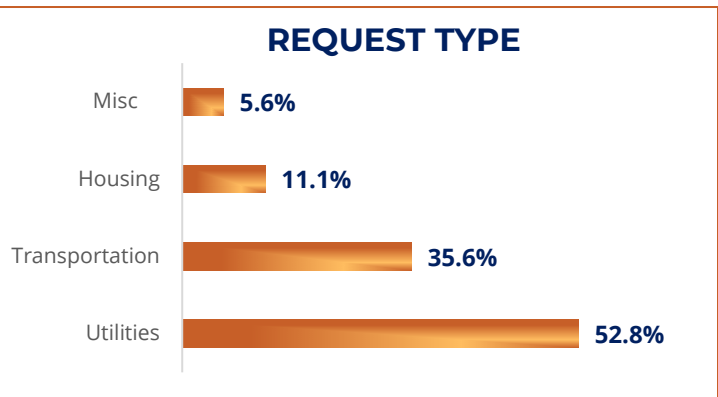
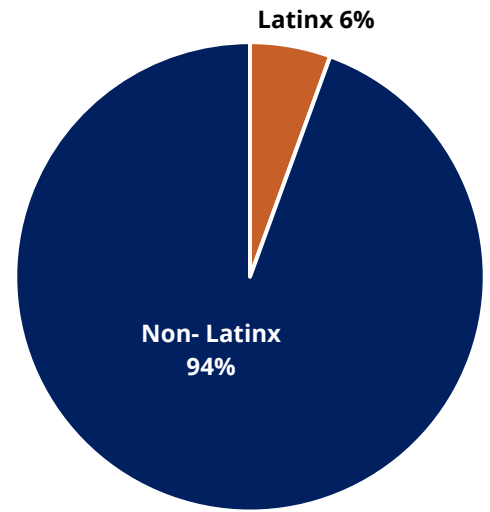
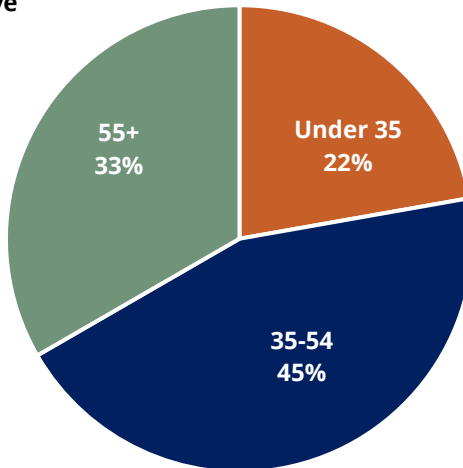
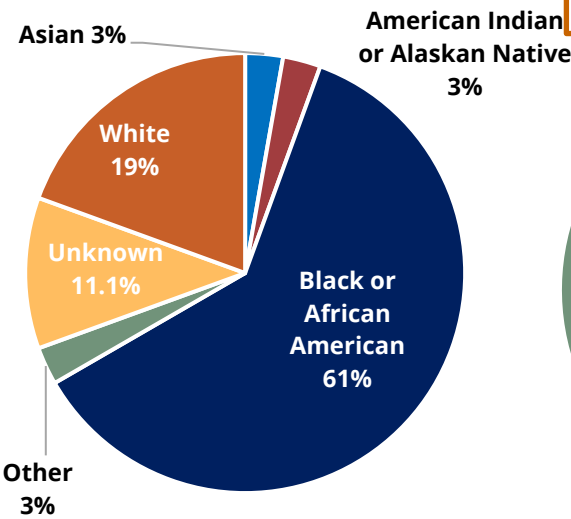
**36**

Total Requests Funded  
*18.3% of Countywide Requests*

**\$42,515**

Total Assistance Provided  
*16.3% of Countywide Requests*

**DEMOGRAPHICS**



**2.4%**  
**Immigrant Status**

**69.4%**  
**Households With Children**