

# BARRIER BUSTERS 2<sup>nd</sup> QUARTER REPORT APRIL 1 – JUNE 30, 2022



OFFICE OF COMMUNITY & ECONOMIC DEVELOPMENT  
*Collaborative solutions for a promising future*

## QUARTER 2 HIGHLIGHTS:

**90%** of total funding requests assisted residents in zip codes 48197 and 48198

**61%** of total funding requests assisted BIPOC\* households

\* Black, Indigenous, and Other People of Color

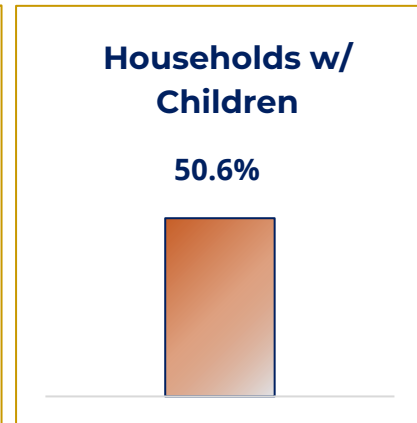
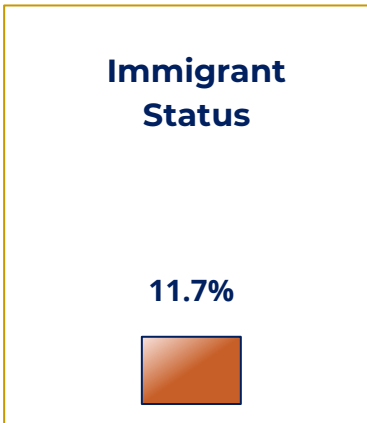
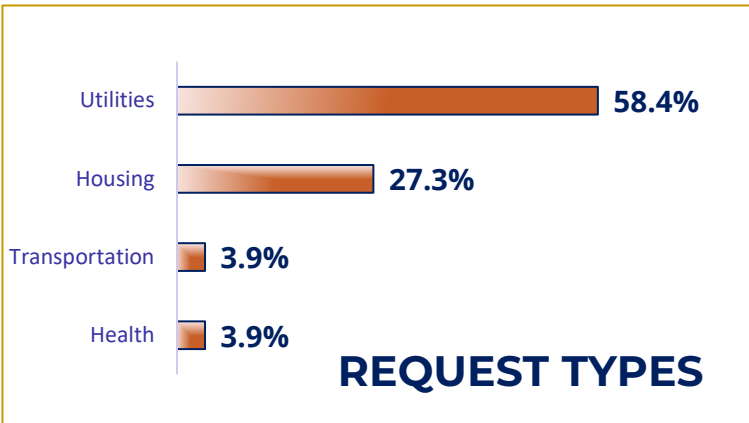
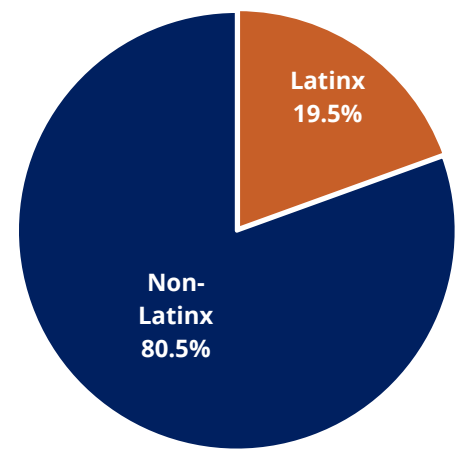
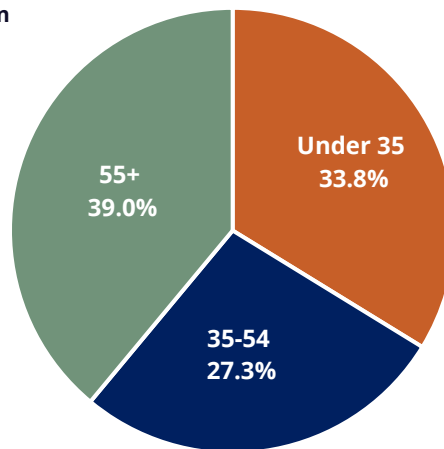
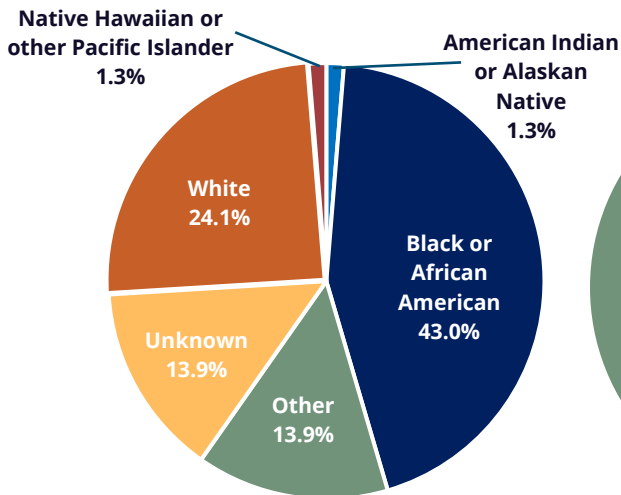
**77**

TOTAL REQUESTS FUNDED

**\$53,143**

TOTAL ASSISTANCE

## COUNTYWIDE DATA





## WHERE IS ASSISTANCE GOING?

Jurisdiction	Total Requests	Total Assistance Provided
Ypsilanti Township	20	\$16,364.03
City of Ypsilanti	15	\$8,647.48
Pittsfield Township	15	\$8,303.86
City of Ann Arbor	12	\$6,076.20
Superior Township	5	\$6078.76
City of Chelsea	2	\$934.15
Ann Arbor Township	2	\$2,384.83
City of Saline	1	\$630.43
Lodi Township	1	\$940.02
Northfield Township	1	\$695.50
Scio Township	1	\$538.05
Inkster	1	\$1,050.00
<b>Grand Total</b>	<b>77</b>	<b>\$53,143.31</b>

*Due to increased demand and a decrease in funds available compared to 2021, all flexible funds were spent within the first two weeks of the second quarter. Thank you to our generous 2022 funders: Washtenaw County, City of Ann Arbor, Pittsfield Township, Michigan Community Action, and individual donors.*

**YPSILANTI TOWNSHIP REPORT**

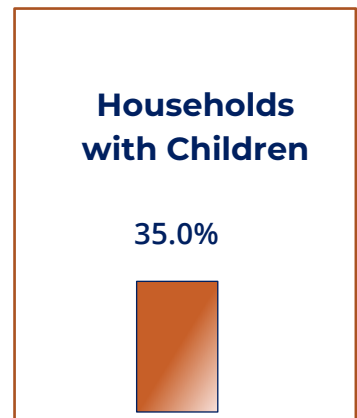

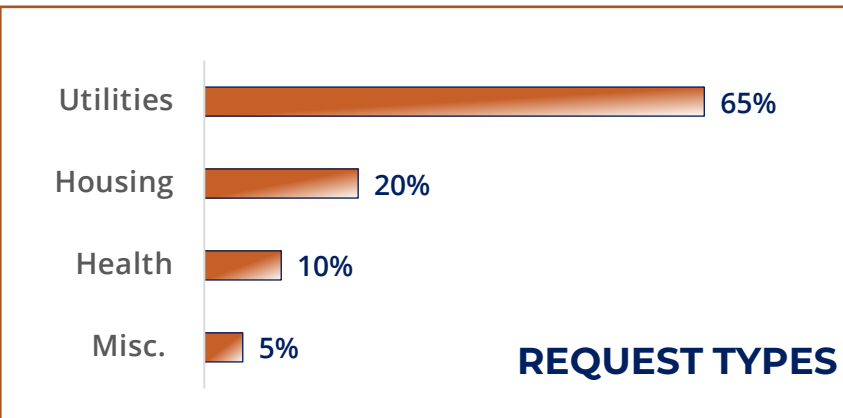
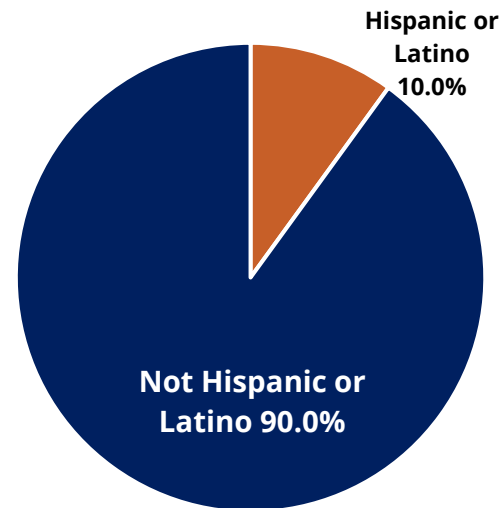
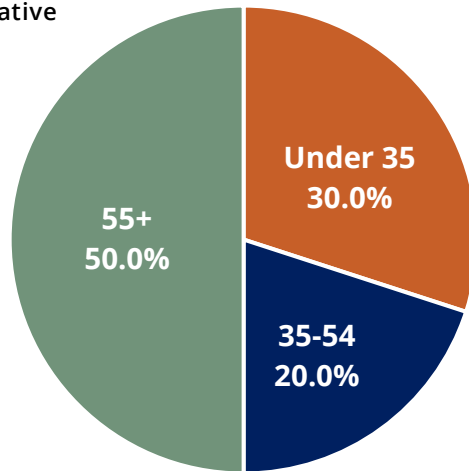
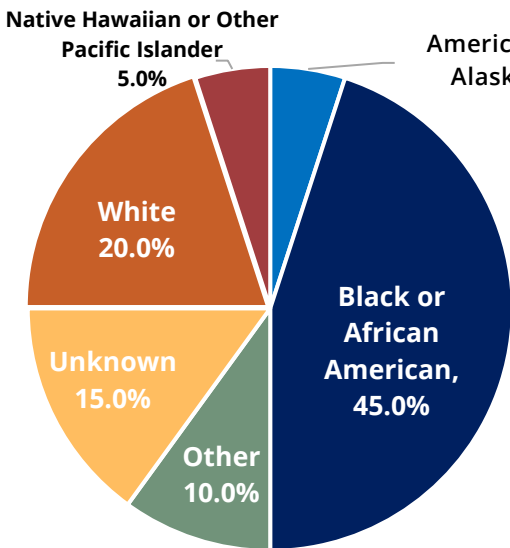
**20**

**\$16,364**

**Total Requests Funded**  
*26.0% of Countywide Requests*

**Total Assistance Provided**  
*30.8% of Countywide Requests*

**DEMOGRAPHICS**



**CITY OF YPSILANTI**

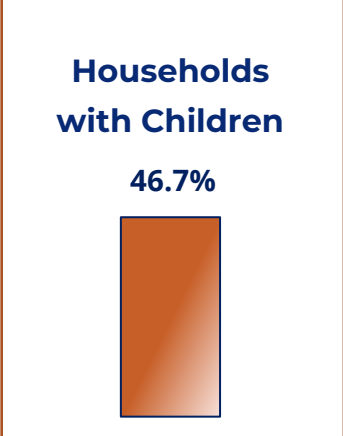
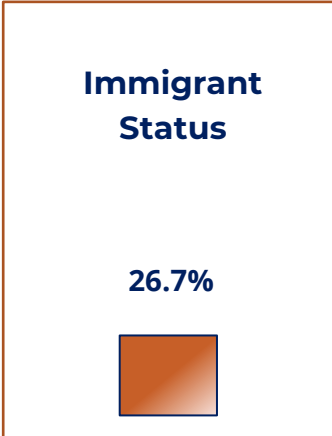
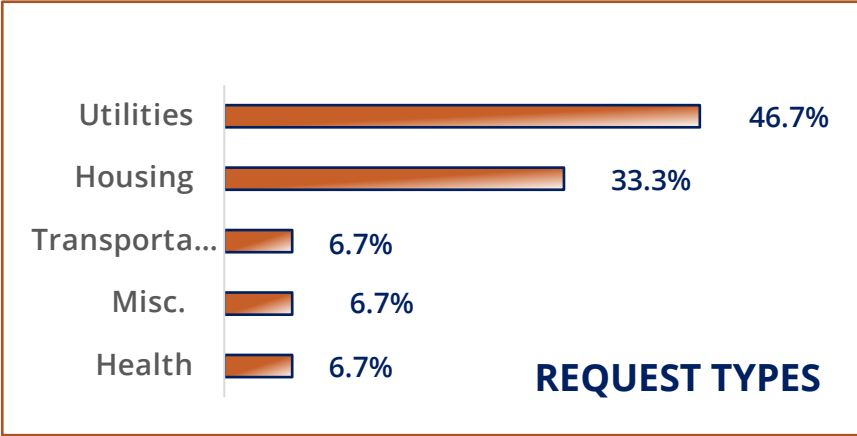
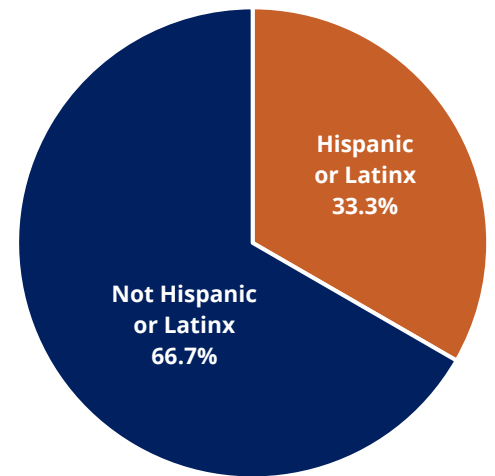
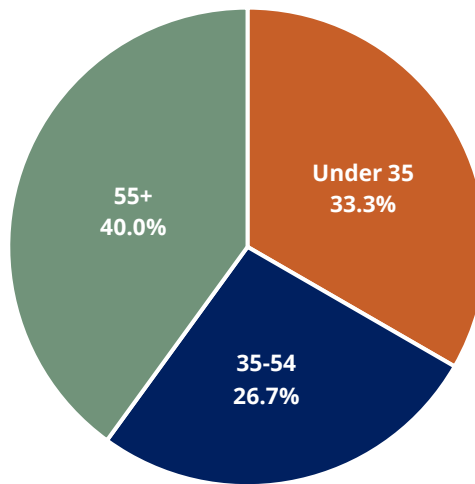
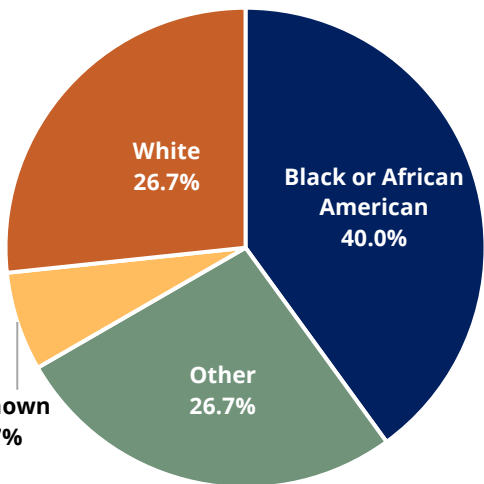
**15**

**\$8,647**

Total Requests Funded  
*19.5% of Countywide Requests*

Total Assistance Provided  
*16.3% of countywide requests*

**DEMOGRAPHICS**



**PITTSFIELD TOWNSHIP**

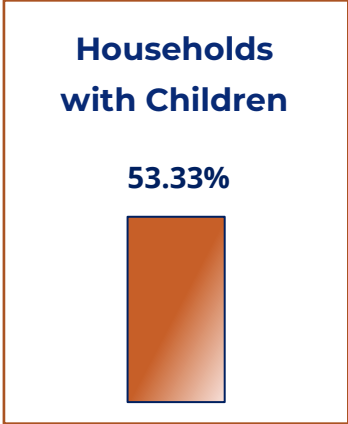
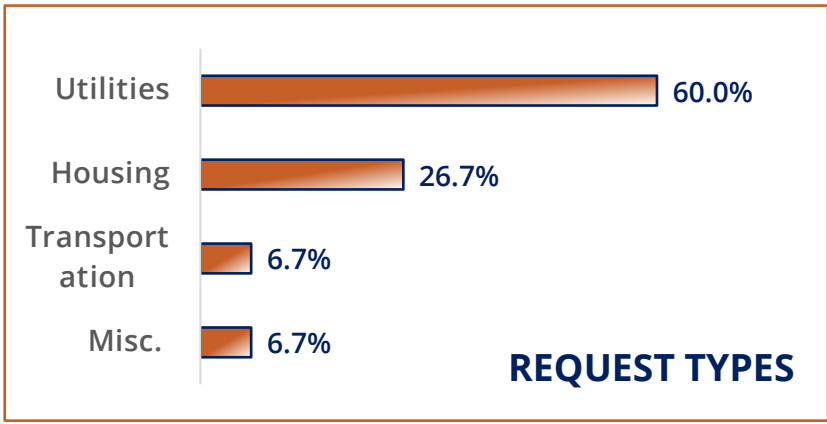
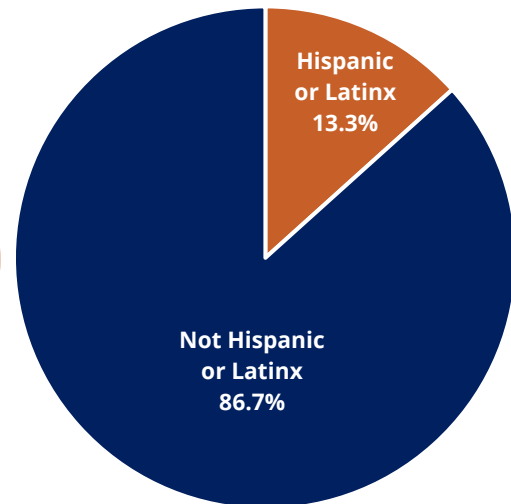
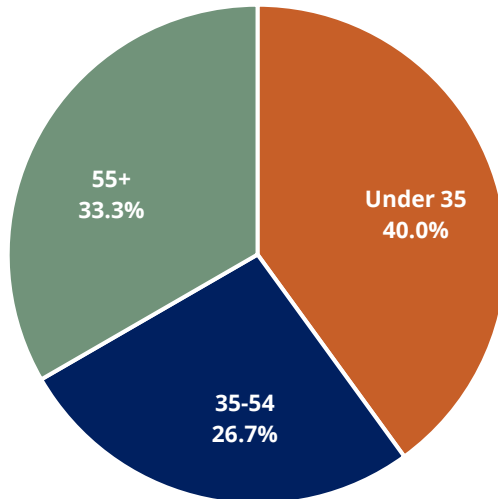
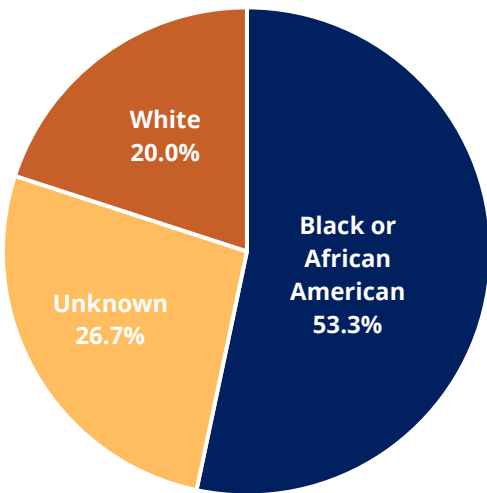
**15**

Total Requests Funded  
*19.5% of Countywide Requests*

**\$8,304**

Total Assistance Provided  
*15.6% of countywide requests*

**DEMOGRAPHICS**



**CITY OF ANN ARBOR**

**12**

**Total Requests Funded**  
*15.6% of Countywide Requests*

**\$6,076**

**Total Assistance Provided**  
*11.4% of Countywide Requests*

**DEMOGRAPHICS**

