

# BARRIER BUSTERS

## 2<sup>nd</sup> QUARTER REPORT

### APRIL 1 – JUNE 30, 2022



OFFICE OF COMMUNITY & ECONOMIC DEVELOPMENT  
*Collaborative solutions for a promising future*

### QUARTER 2 HIGHLIGHTS:

**90%** of total funding requests assisted residents in zip codes 48197 and 48198

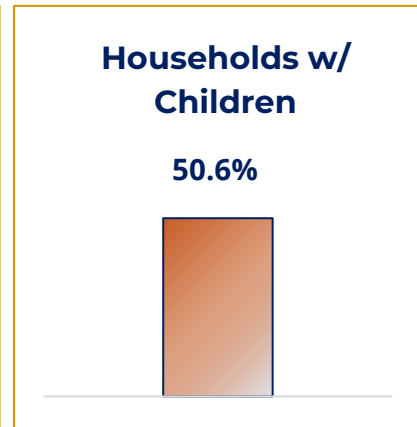

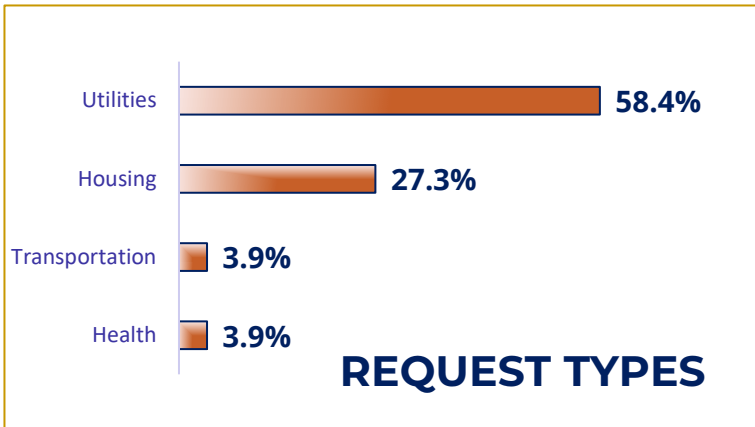
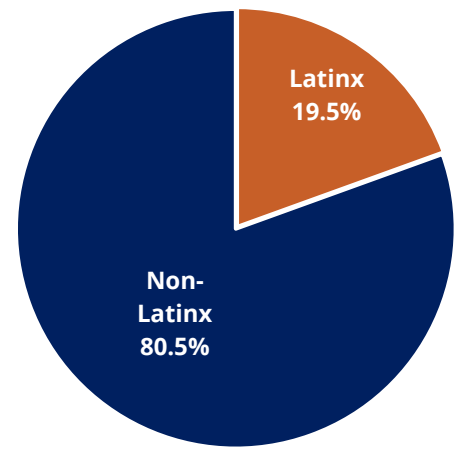
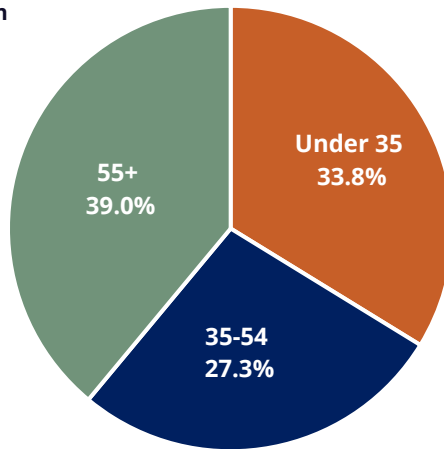
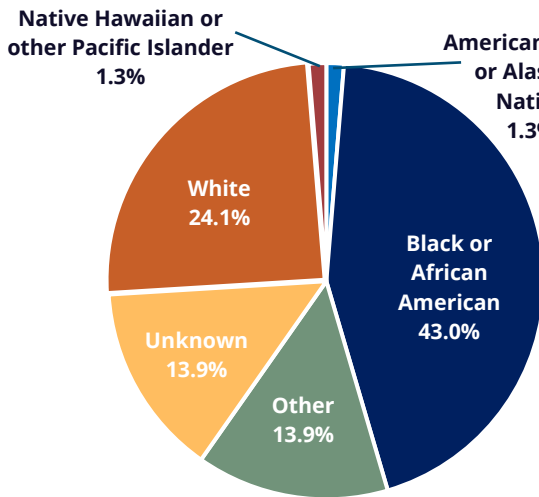
**61%** of total funding requests assisted BIPOC\* households

\* Black, Indigenous, and Other People of Color

**77**  
**TOTAL REQUESTS FUNDED**

**\$53,143**  
**TOTAL ASSISTANCE**

## COUNTYWIDE DATA





**YPSILANTI TOWNSHIP REPORT**

**20**

**\$16,364**

**Total Requests Funded**  
*26.0% of Countywide Requests*

**Total Assistance Provided**  
*30.8% of Countywide Requests*

**DEMOGRAPHICS**

