

BARRIER BUSTERS

2nd QUARTER REPORT

APRIL 1 – JUNE 30, 2022



OFFICE OF COMMUNITY & ECONOMIC DEVELOPMENT
Collaborative solutions for a promising future

QUARTER 2 HIGHLIGHTS:

90% of total funding requests assisted residents in zip codes 48197 and 48198

61% of total funding requests assisted BIPOC* households

* Black, Indigenous, and Other People of Color

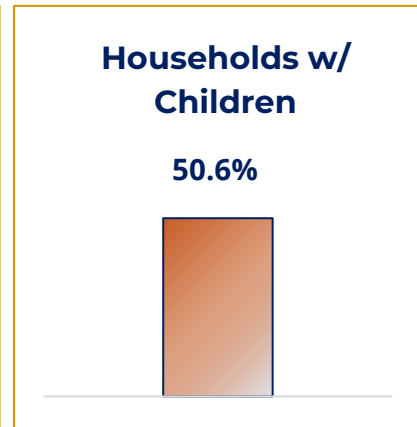

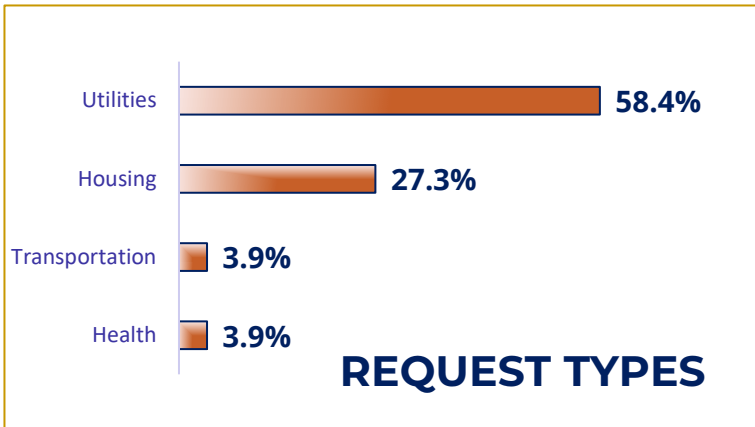
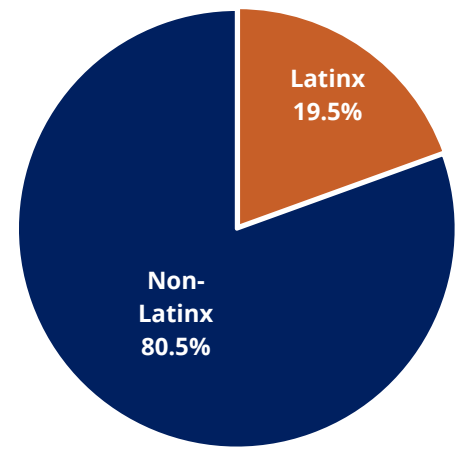
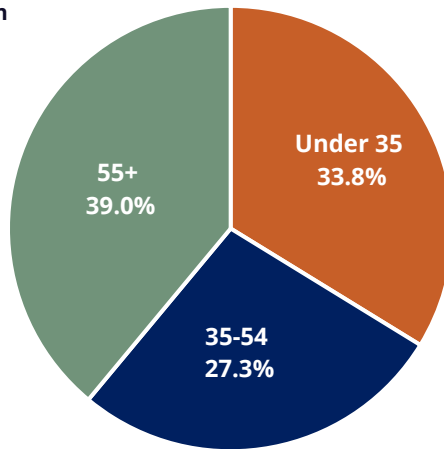
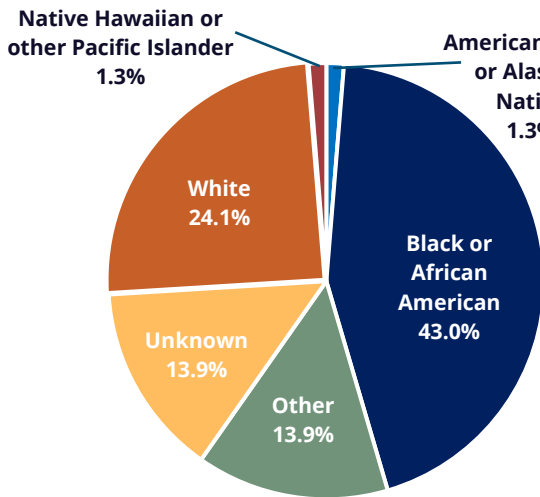
77

TOTAL REQUESTS FUNDED

\$53,143

TOTAL ASSISTANCE

COUNTYWIDE DATA





WHERE IS ASSISTANCE GOING?

Jurisdiction	Total Requests	Total Assistance Provided
Ypsilanti Township	20	\$16,364.03
City of Ypsilanti	15	\$8,647.48
Pittsfield Township	15	\$8,303.86
City of Ann Arbor	12	\$6,076.20
Superior Township	5	\$6078.76
City of Chelsea	2	\$934.15
Ann Arbor Township	2	\$2,384.83
City of Saline	1	\$630.43
Lodi Township	1	\$940.02
Northfield Township	1	\$695.50
Scio Township	1	\$538.05
Inkster	1	\$1,050.00
Grand Total	77	\$53,143.31

Due to increased demand and a decrease in funds available compared to 2021, all flexible funds were spent within the first two weeks of the second quarter. Thank you to our generous 2022 funders: Washtenaw County, City of Ann Arbor, Pittsfield Township, Michigan Community Action, and individual donors.