

# BARRIER BUSTERS 1<sup>ST</sup> QUARTER REPORT JANUARY 1 – MARCH 31, 2022



OFFICE OF COMMUNITY & ECONOMIC DEVELOPMENT  
*Collaborative solutions for a promising future*

## QUARTER 1 HIGHLIGHTS:

**62%** of total funding requests assisted residents in zip codes 48197 and 48198

**2/3** of total funding requests assisted BIPOC\* households

\* Black, Indigenous, and Other People of Color

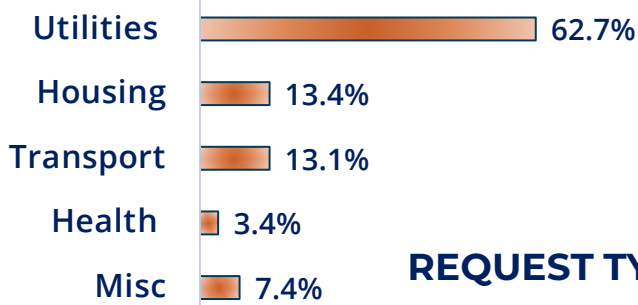
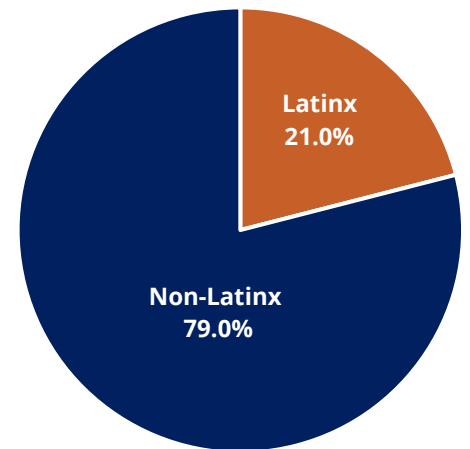
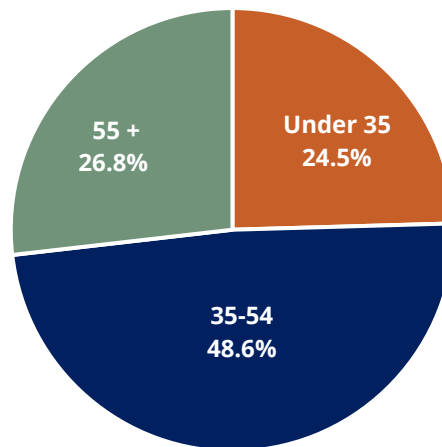
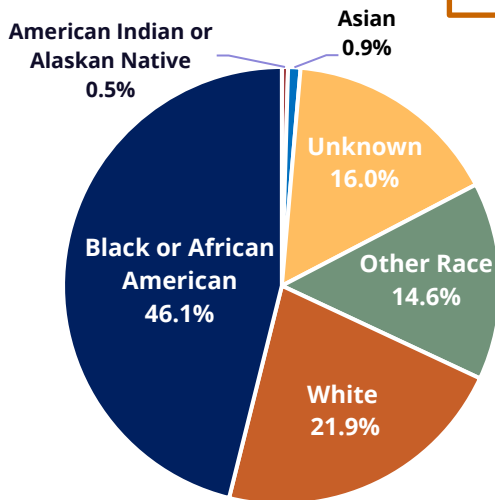
**219**

TOTAL REQUESTS FUNDED

**\$152,836**

TOTAL ASSISTANCE

## COUNTYWIDE DATA



### REQUEST TYPES

### Immigrant Status

18.7%

### Households w/ Children

56.2%

**CITY OF YPSILANTI**

**32**

Total Requests Funded  
*14.6% of Countywide Requests*

**\$26,826**

Total Assistance Provided  
*17.6% of countywide requests*

**DEMOGRAPHICS**

