

BARRIER BUSTERS 1ST QUARTER REPORT JANUARY 1 – MARCH 31, 2022



OFFICE OF COMMUNITY & ECONOMIC DEVELOPMENT
Collaborative solutions for a promising future

QUARTER 1 HIGHLIGHTS:

62% of total funding requests assisted residents in zip codes 48197 and 48198

2/3 of total funding requests assisted BIPOC* households

* Black, Indigenous, and Other People of Color

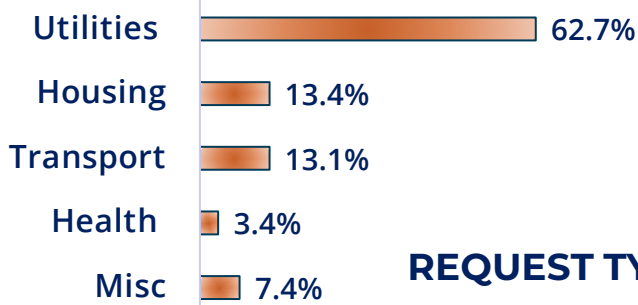
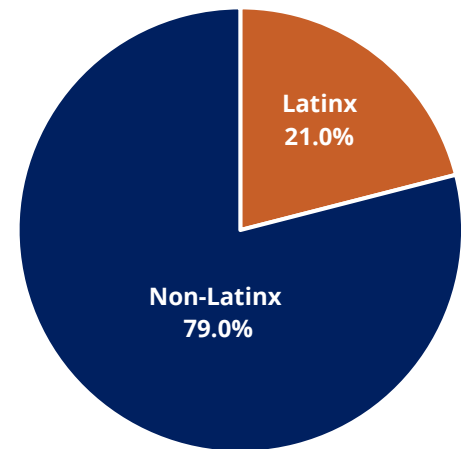
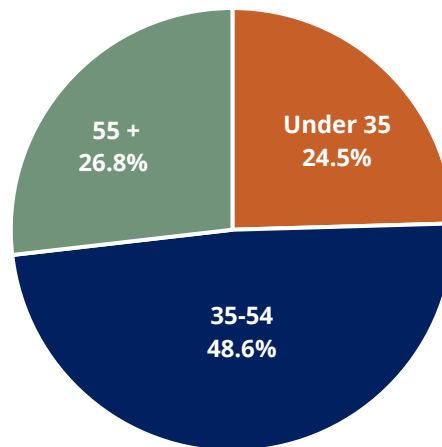
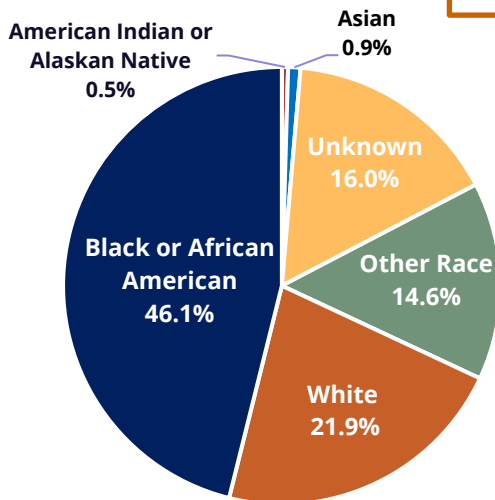
219

TOTAL REQUESTS FUNDED

\$152,836

TOTAL ASSISTANCE

COUNTYWIDE DATA



REQUEST TYPES

Immigrant Status

18.7%

Households w/ Children

56.2%

YPSILANTI TOWNSHIP REPORT

78

Total Requests Funded
35.6% of Countywide Requests

\$46,077

Total Assistance Provided
30.2% of Countywide Requests

DEMOGRAPHICS

