

# BARRIER BUSTERS 1<sup>ST</sup> QUARTER REPORT JANUARY 1 – MARCH 31, 2022



OFFICE OF COMMUNITY & ECONOMIC DEVELOPMENT  
*Collaborative solutions for a promising future*

## QUARTER 1 HIGHLIGHTS:

**62%** of total funding requests assisted residents in zip codes 48197 and 48198

**2/3** of total funding requests assisted BIPOC\* households

\* Black, Indigenous, and Other People of Color

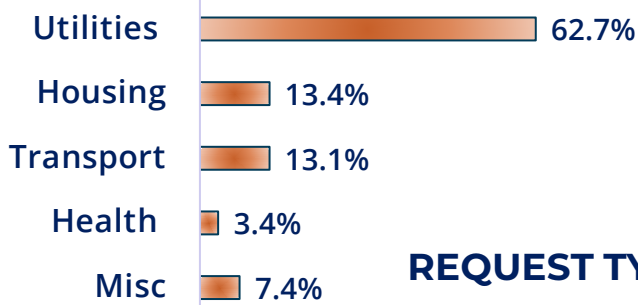
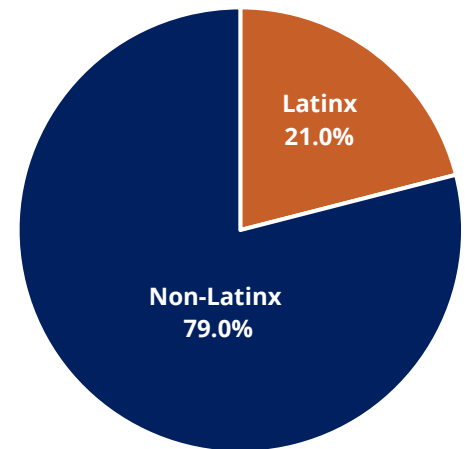
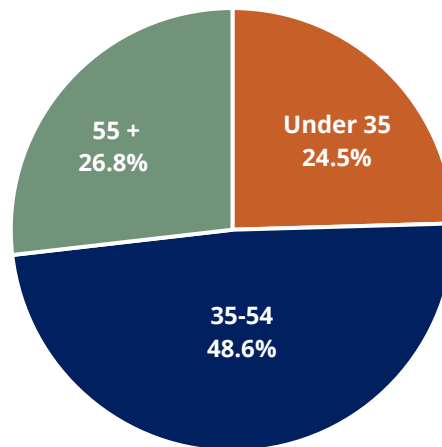
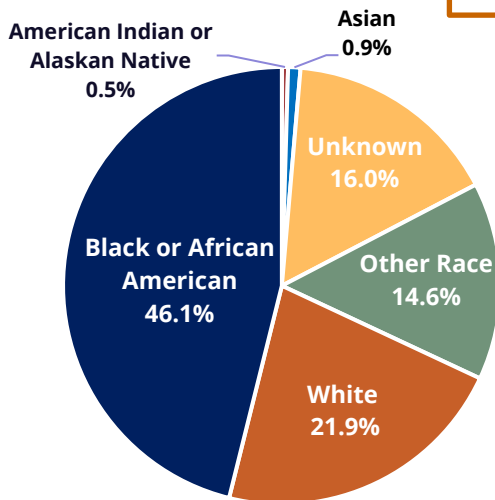
**219**

TOTAL REQUESTS FUNDED

**\$152,836**

TOTAL ASSISTANCE

## COUNTYWIDE DATA



### REQUEST TYPES

### Immigrant Status

18.7%

### Households w/ Children

56.2%



## WHERE IS ASSISTANCE GOING?

Jurisdiction	Total Requests	Total Assistance Provided
Ypsilanti Township	78	\$46,077.20
City of Ann Arbor	53	\$41,210.72
City of Ypsilanti	32	\$26,826.49
Pittsfield Township	30	\$19,315.41
Superior Township	10	\$9,969.31
Outside of Washtenaw County	5	\$1,053.29
Scio Township	4	\$1,540.49
Lodi Township	2	\$1,287.08
Northfield Township	2	\$3,500.00
Salem Township	2	\$612.36
City of Milan	1	\$1,343.97
<b>Grand Total</b>	<b>219</b>	<b>\$152,83.32</b>

*Thank you to our generous 2022 funders: Washtenaw County, City of Ann Arbor, Pittsfield Township, Michigan Community Action, and individual donors.*

**YPSILANTI TOWNSHIP REPORT**

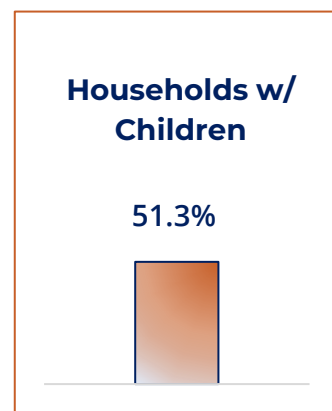

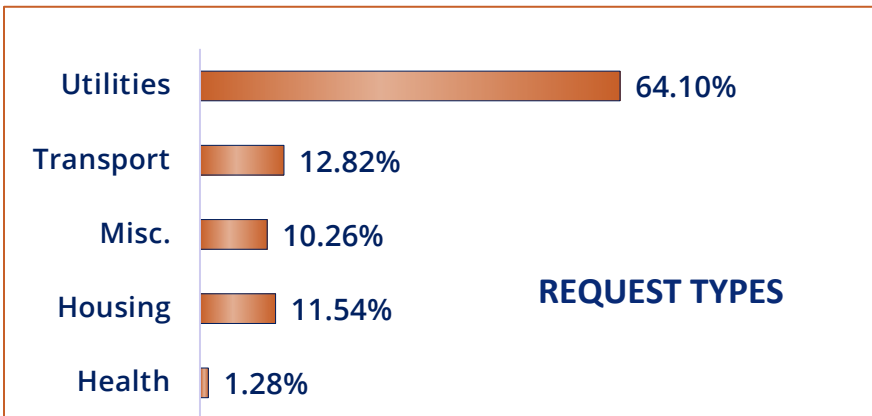
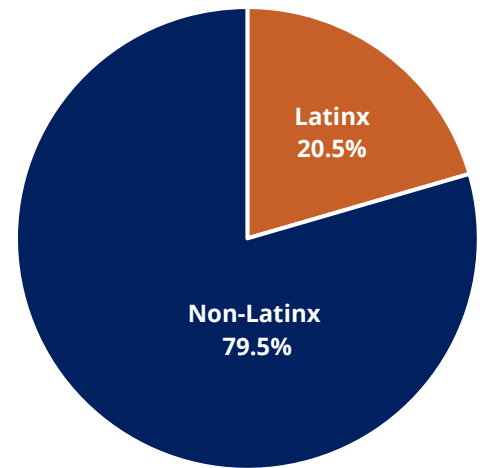
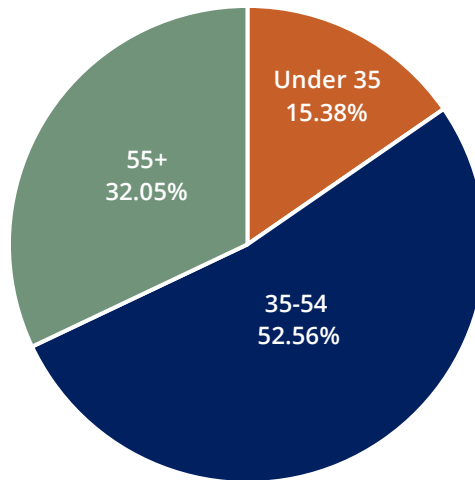
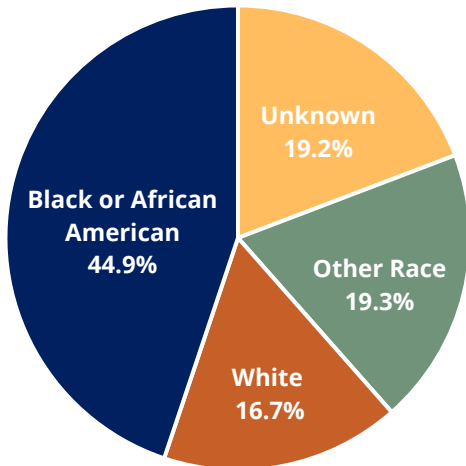
**78**

Total Requests Funded  
*35.6% of Countywide Requests*

**\$46,077**

Total Assistance Provided  
*30.2% of Countywide Requests*

**DEMOGRAPHICS**





**CITY OF ANN ARBOR**

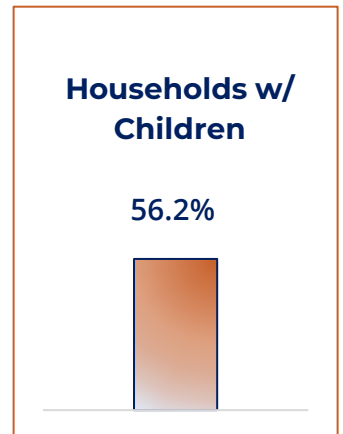

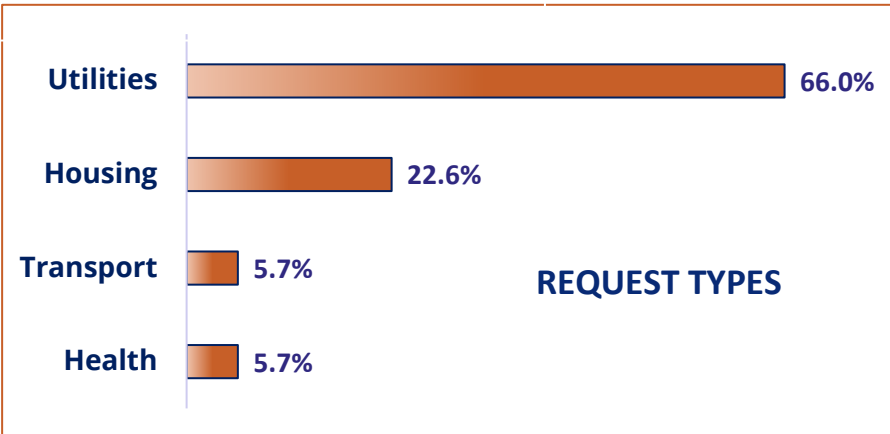
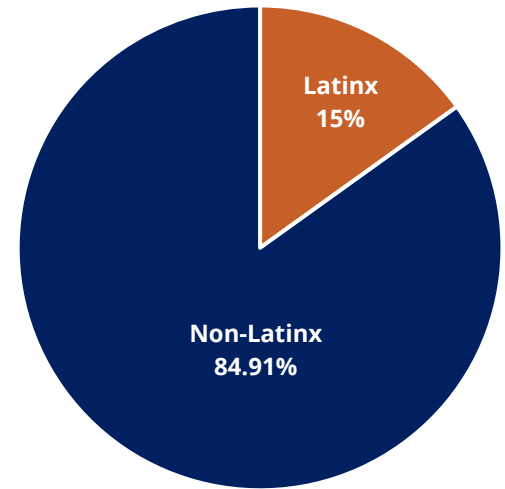
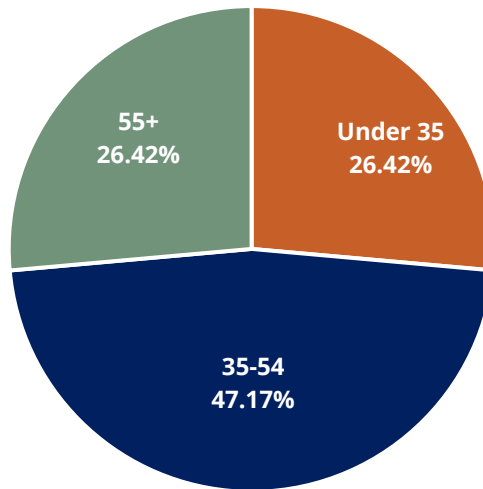
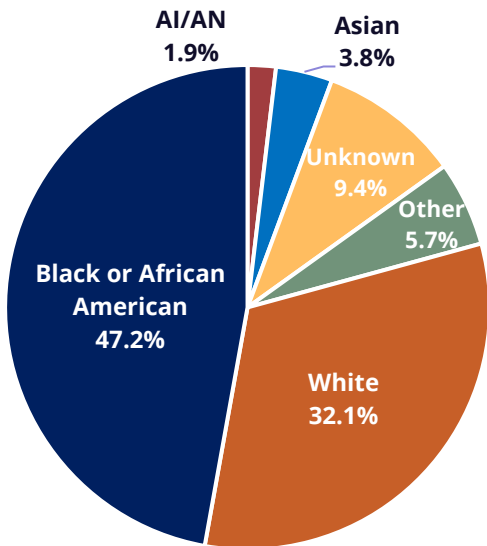
**53**

Total Requests Funded  
*24.2% of Countywide Requests*

**\$41,311**

Total Assistance Provided  
*27.0% of countywide requests*

**DEMOGRAPHICS**



**CITY OF YPSILANTI**

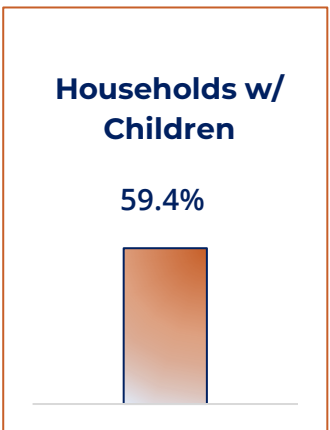

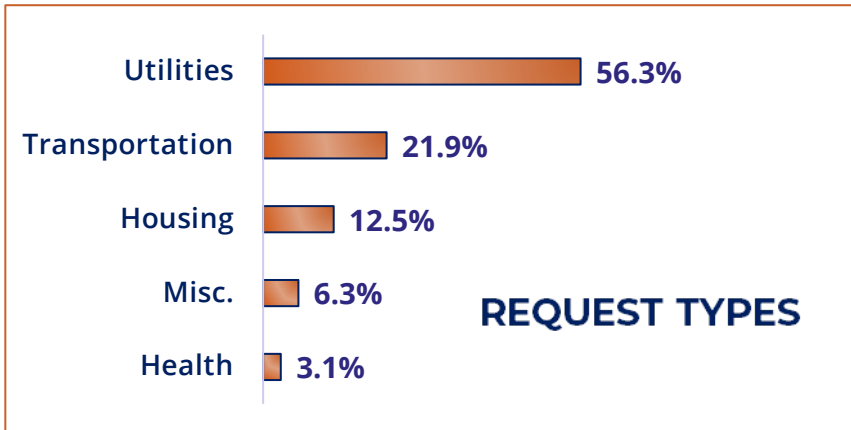
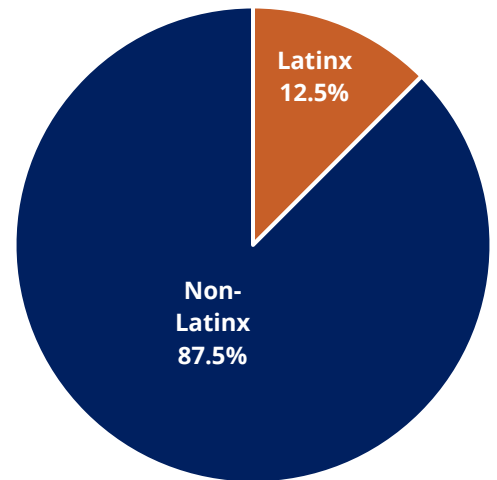
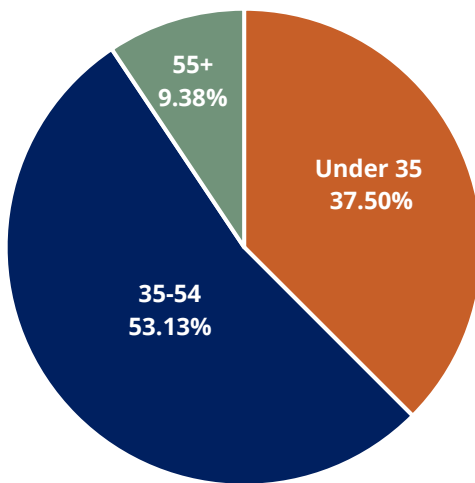
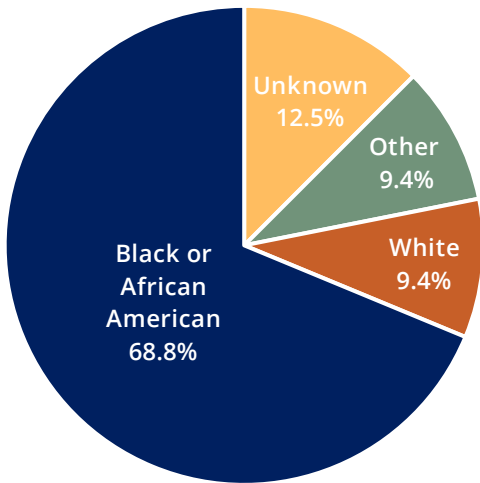
**32**

Total Requests Funded  
*14.6% of Countywide Requests*

**\$26,826**

Total Assistance Provided  
*17.6% of countywide requests*

**DEMOGRAPHICS**





**PITTSFIELD TOWNSHIP**

**30**

Total Requests Funded  
*13.7% of Countywide Requests*

**\$19,315**

Total Assistance Provided  
*12.6% of Countywide Requests*

**DEMOGRAPHICS**

