

# BARRIER BUSTERS

## 4TH QUARTER REPORT - 2021

FUNDING SUMMARY | OCTOBER 1ST - DECEMBER 31

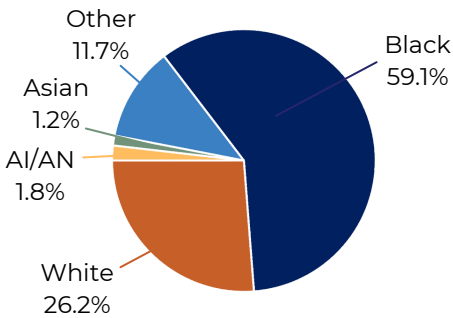


### HIGHLIGHTS

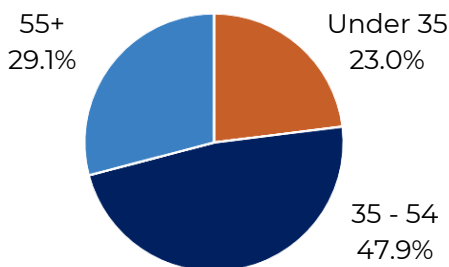
- 2x** increase of nearly 2x as many requests made to support Black households this quarter compared to the 4th quarter of 2020.
- 39%** of total requests in this quarter went toward utility assistance, compared to 55% in the 4th quarter 2020.
- 9%** increase in requests from residents aged 55 and over this quarter compared to the 4th quarter of 2020.

### COUNTYWIDE DATA

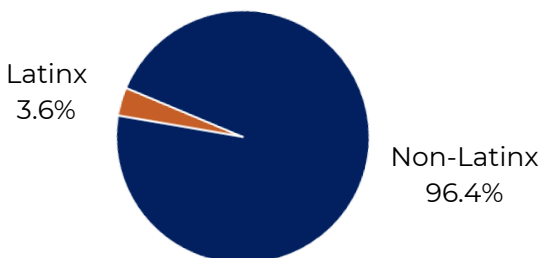
#### Race



#### Age

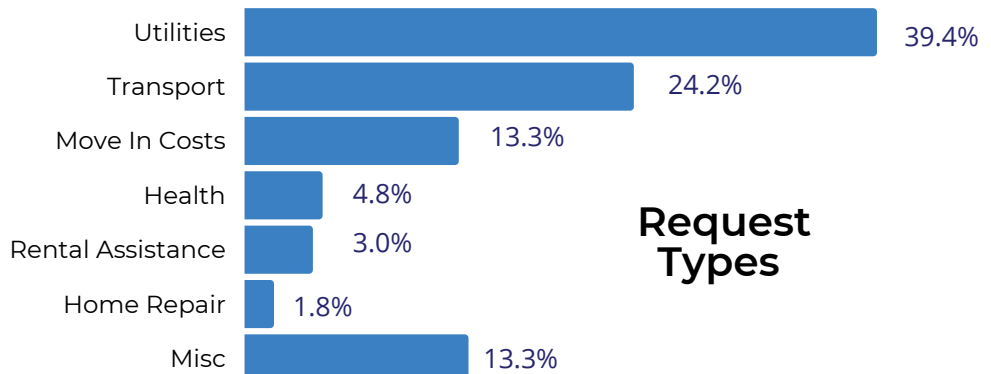
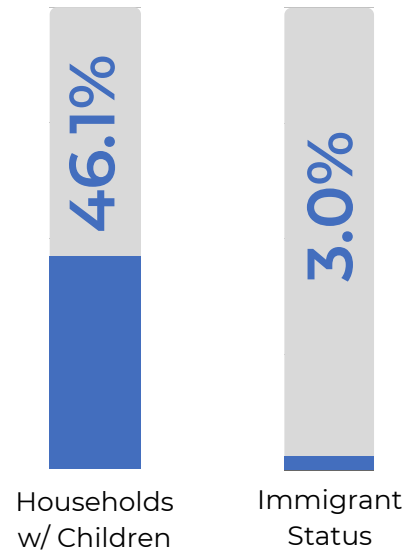


#### Ethnicity



**165**  
Total Requests  
Funded

**\$118,999**  
Total Assistance  
Provided





## PITTSFIELD TOWNSHIP REPORT

24

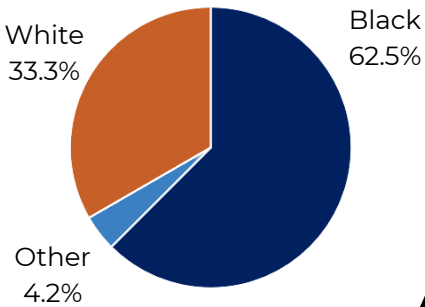
Total Requests Funded  
14.6% of Countywide Requests

\$13,430

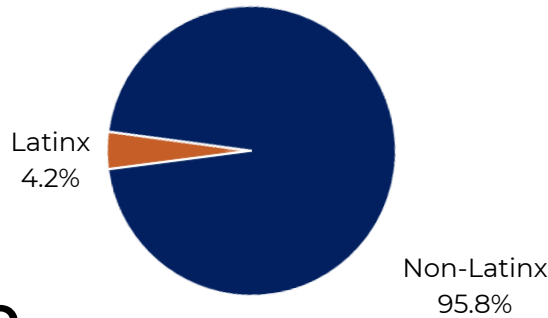
Total Assistance Provided  
11.3% of Countywide Funds

### DEMOGRAPHICS

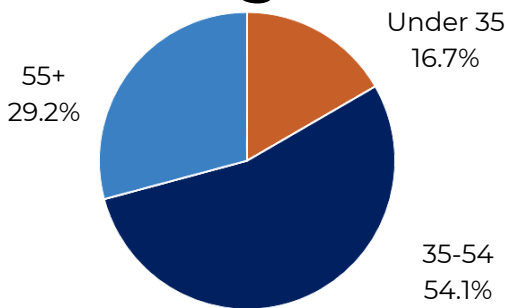
#### Race



#### Ethnicity



#### Age



Households w/ Children



Immigrant Status

### TYPE OF REQUESTS

