

BARRIER BUSTERS

4TH QUARTER REPORT - 2021

FUNDING SUMMARY | OCTOBER 1ST - DECEMBER 31

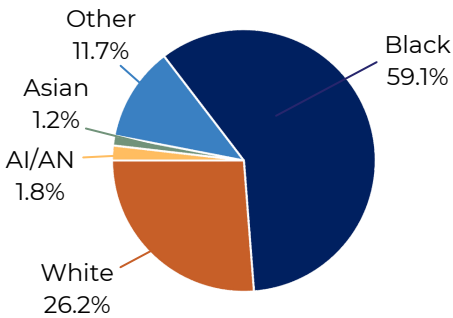


HIGHLIGHTS

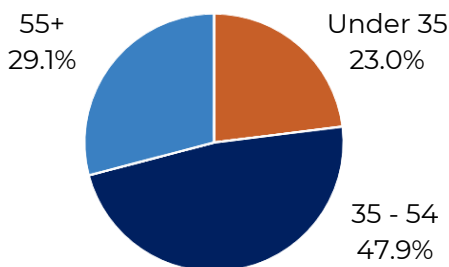
- 2x** increase of nearly 2x as many requests made to support Black households this quarter compared to the 4th quarter of 2020.
- 39%** of total requests in this quarter went toward utility assistance, compared to 55% in the 4th quarter 2020.
- 9%** increase in requests from residents aged 55 and over this quarter compared to the 4th quarter of 2020.

COUNTYWIDE DATA

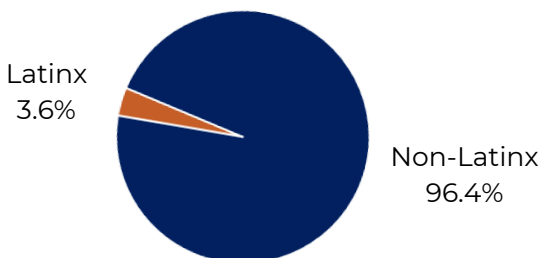
Race



Age

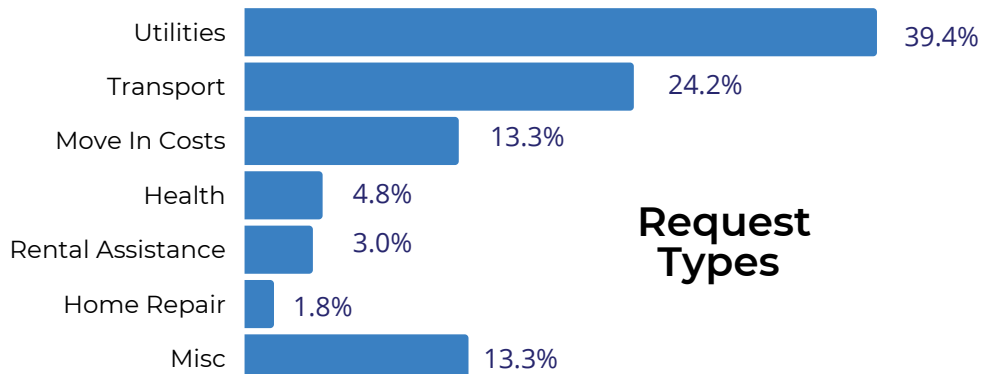
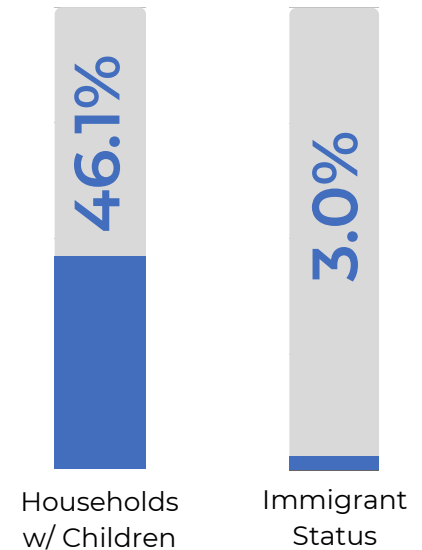


Ethnicity



165
Total Requests Funded

\$118,999
Total Assistance Provided





WHERE IS ASSISTANCE GOING?

Jurisdiction	Number of Requests	Assistance Provided
Ypsilanti Township	62	\$39,758
City of Ann Arbor	32	\$22,764
City of Ypsilanti	29	\$24,240
Pittsfield Township	24	\$13,430
Superior Township	9	\$7,059
Scio Township	4	\$8,541
Ann Arbor Township	2	\$267
Augusta Township	1	\$1,202
Bridgewater Township	1	\$1,000
City of Milan	1	\$738

Thank you to the funders who have increased contributions to Barrier Busters during COVID-19 including Washtenaw County, City of Ann Arbor, City of Ypsilanti, Pittsfield Township, Ann Arbor Area Community Foundation, United Way of Washtenaw County, Michigan Community Action, and individual donors.



YPSILANTI TOWNSHIP REPORT

62

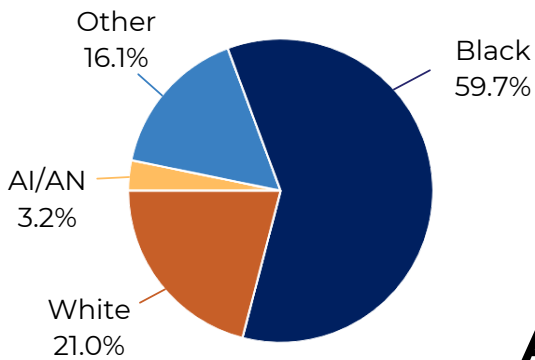
Total Requests Funded
37.6% of Countywide Requests

\$39,758

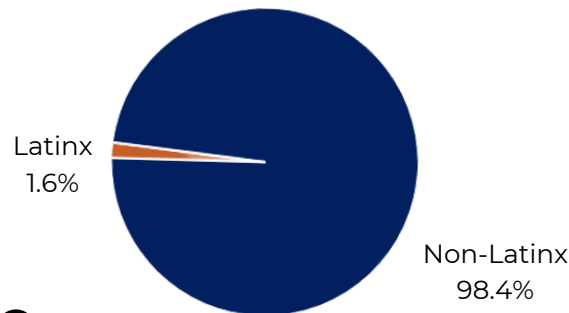
Total Assistance Provided
33.4% of Countywide Funds

DEMOGRAPHICS

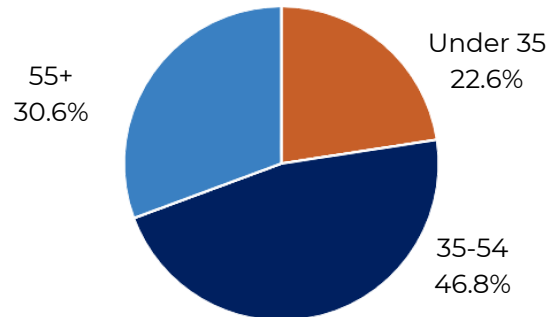
Race



Ethnicity



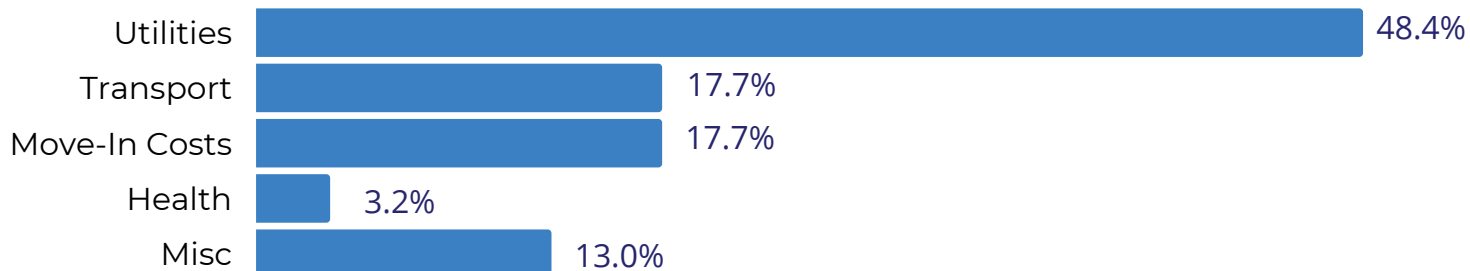
Age



42.0%

Households
w/ Children

TYPE OF REQUESTS





CITY OF ANN ARBOR REPORT

32

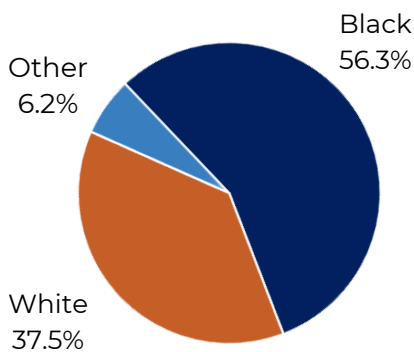
Total Requests Funded
19.4% of Countywide Requests

\$22,764

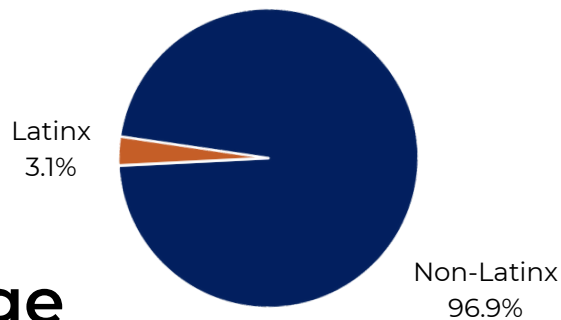
Total Assistance Provided
19.1% of Countywide Funds

DEMOGRAPHICS

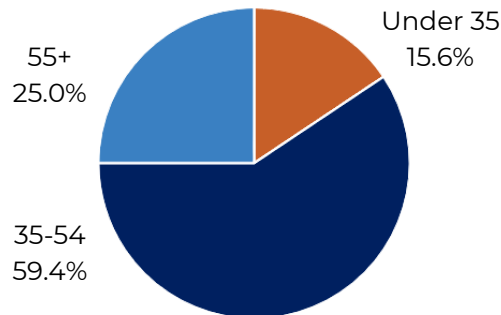
Race



Ethnicity



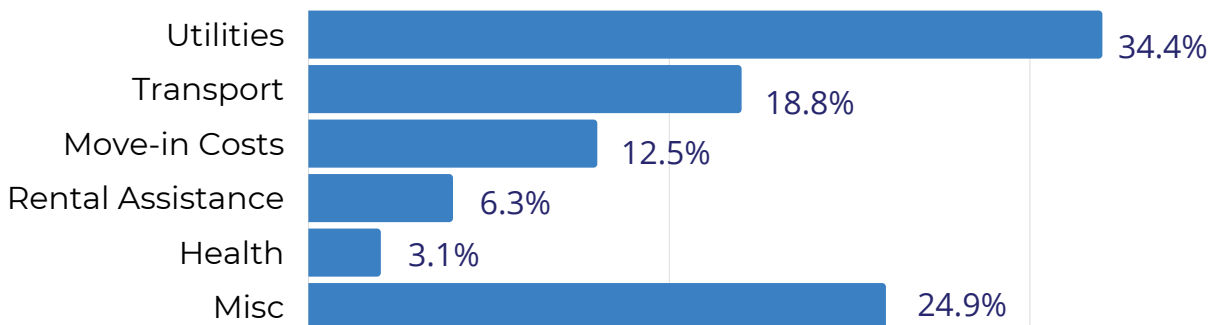
Age



50.0%

Households w/ Children

TYPE OF REQUESTS





CITY OF YPSILANTI REPORT

29

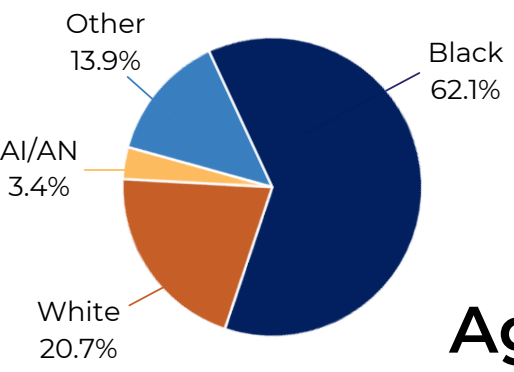
Total Requests Funded
17.6% of Countywide Requests

\$24,240

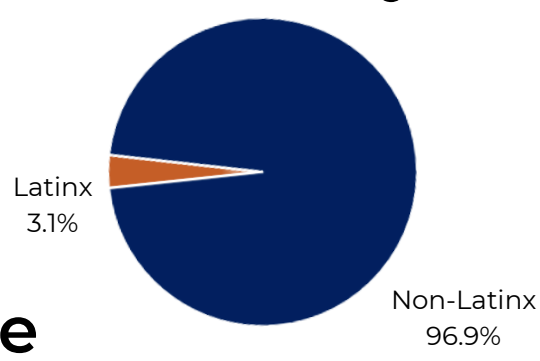
Total Assistance Provided
20.4% of Countywide Funds

DEMOGRAPHICS

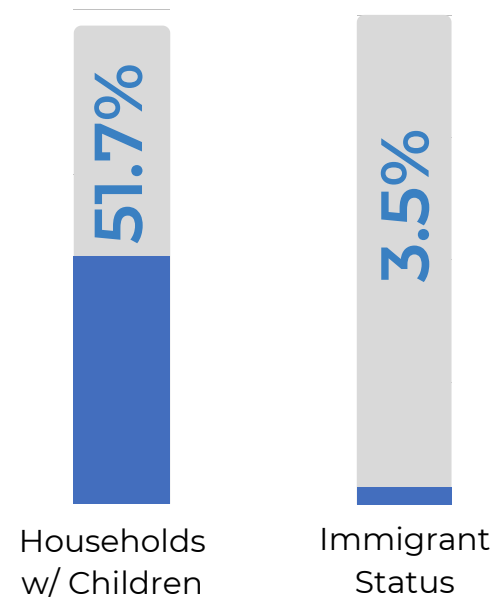
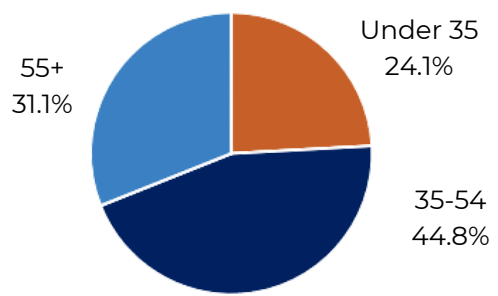
Race



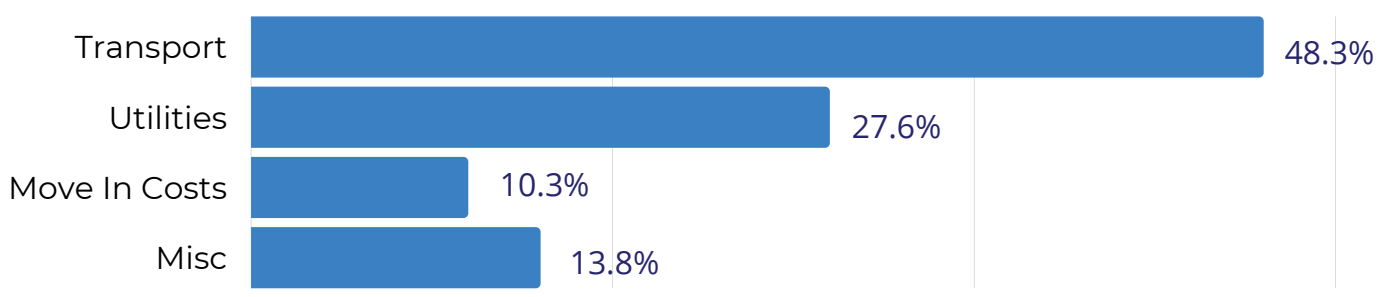
Ethnicity



Age



TYPE OF REQUESTS





PITTSFIELD TOWNSHIP REPORT

24

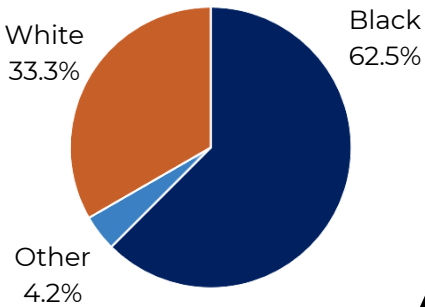
Total Requests Funded
14.6% of Countywide Requests

\$13,430

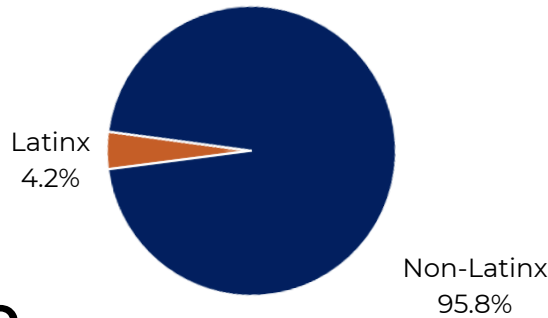
Total Assistance Provided
11.3% of Countywide Funds

DEMOGRAPHICS

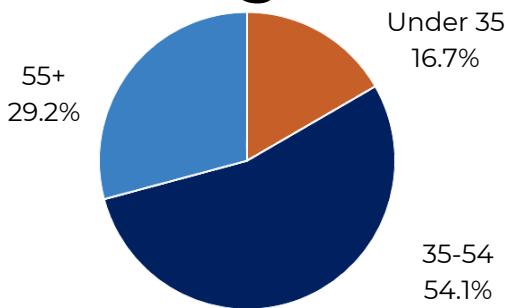
Race



Ethnicity



Age



Households w/ Children



Immigrant Status

TYPE OF REQUESTS

