

BARRIER BUSTERS

4TH QUARTER REPORT - 2021

FUNDING SUMMARY | OCTOBER 1ST - DECEMBER 31

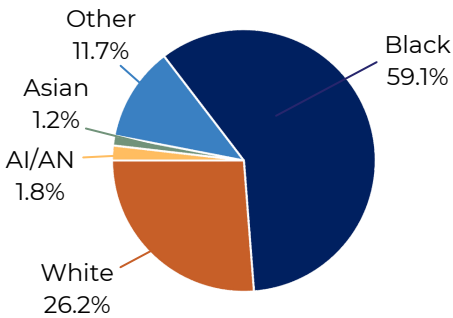


HIGHLIGHTS

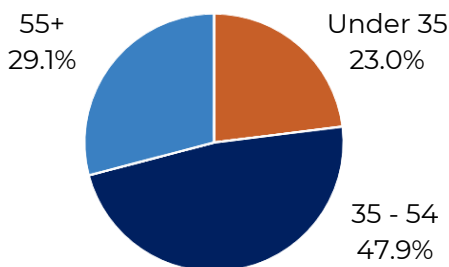
- 2x** increase of nearly 2x as many requests made to support Black households this quarter compared to the 4th quarter of 2020.
- 39%** of total requests in this quarter went toward utility assistance, compared to 55% in the 4th quarter 2020.
- 9%** increase in requests from residents aged 55 and over this quarter compared to the 4th quarter of 2020.

COUNTYWIDE DATA

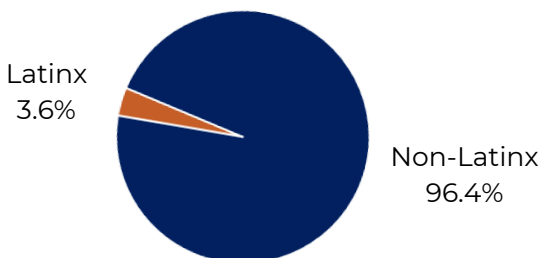
Race



Age

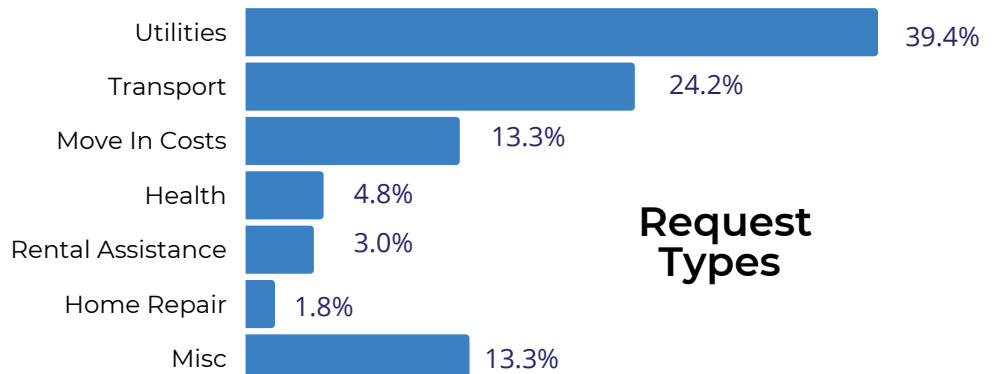
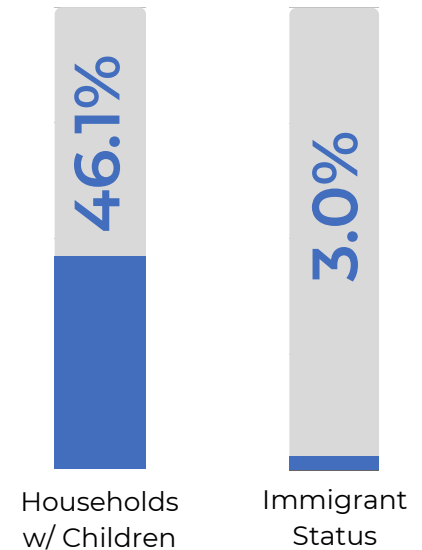


Ethnicity



165
Total Requests
Funded

\$118,999
Total Assistance
Provided





CITY OF YPSILANTI REPORT

29

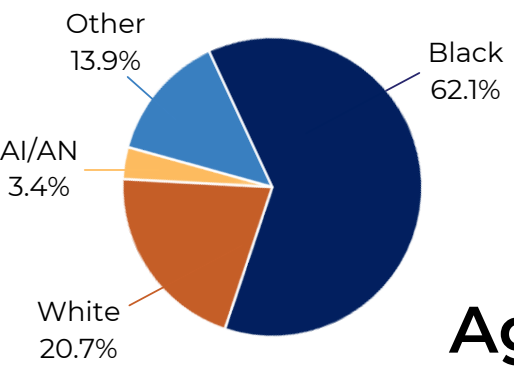
Total Requests Funded
17.6% of Countywide Requests

\$24,240

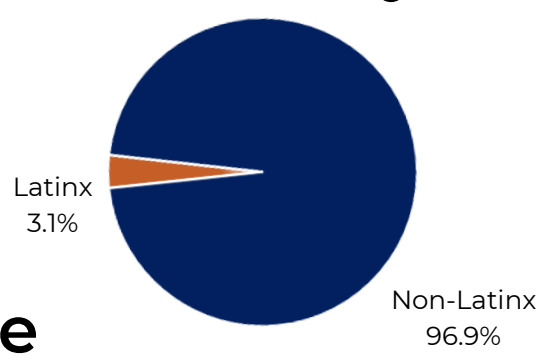
Total Assistance Provided
20.4% of Countywide Funds

DEMOGRAPHICS

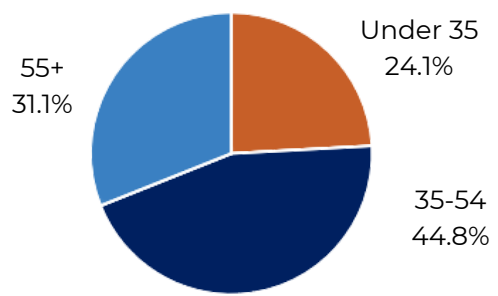
Race



Ethnicity



Age



Households w/ Children



Immigrant Status

TYPE OF REQUESTS

