

# BARRIER BUSTER 3RD QUARTER REPORT

2021 TYPES OF REQUESTS | JULY 1ST - SEPTEMBER 30TH

## HIGHLIGHTS

**45.3%**

of total requests in the third quarter assisted utility costs, compared to 66% of total requests toward utilities in the second quarter of 2021.

**60.2%**

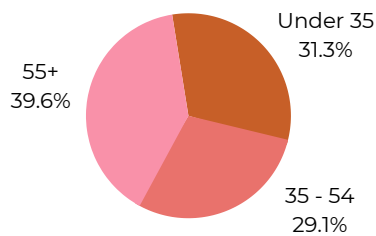
of total countywide requests in the third quarter supported Black households, an increase of 28.5% compared to the second quarter.

**44.2%**

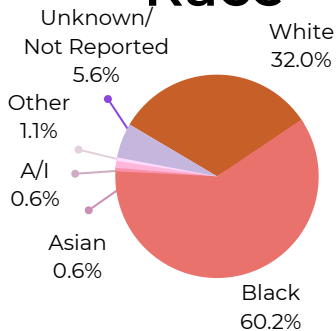
of countywide requests in the third quarter supported households with children.

## COUNTYWIDE DATA

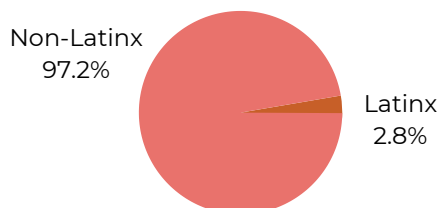
### Age



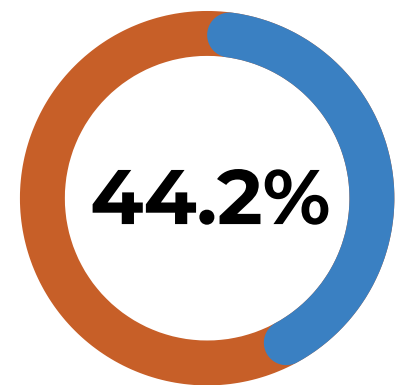
### Race



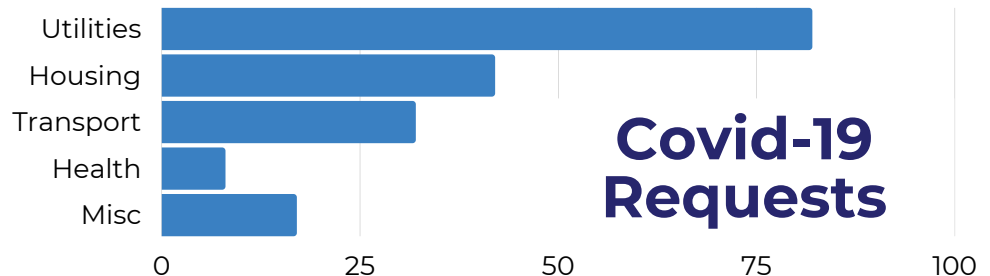
### Ethnicity



**181**  
Total Requests  
Funded  
**\$138,807**  
Total Assistance  
Provided



Households w/ Children



**Covid-19  
Requests**



## PITTSFIELD TOWNSHIP REPORT

15

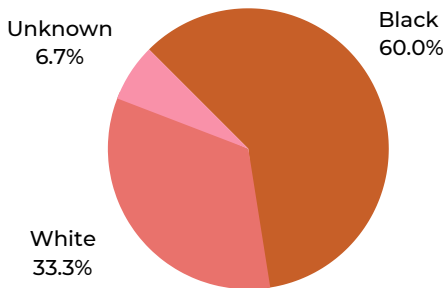
Total Requests Funded  
*8.3% of Countywide Requests*

\$9,442

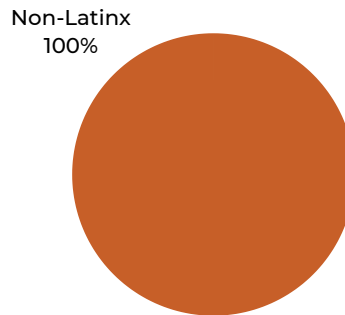
Total Assistance Provided  
*8.3% of Countywide Funds*

### Demographics

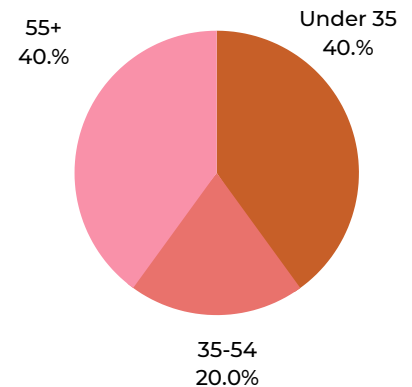
#### RACE



#### ETHNICITY



#### AGE



46.7%

Households w/ Children

### Covid-19 Requests

