

BARRIER BUSTER 3RD QUARTER REPORT

2021 TYPES OF REQUESTS | JULY 1ST - SEPTEMBER 30TH

HIGHLIGHTS

45.3%

of total requests in the third quarter assisted utility costs, compared to 66% of total requests toward utilities in the second quarter of 2021.

60.2%

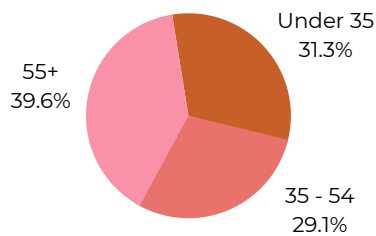
of total countywide requests in the third quarter supported Black households, an increase of 28.5% compared to the second quarter.

44.2%

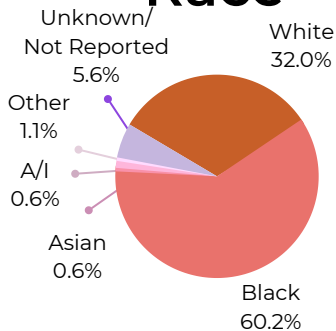
of countywide requests in the third quarter supported households with children.

COUNTYWIDE DATA

Age



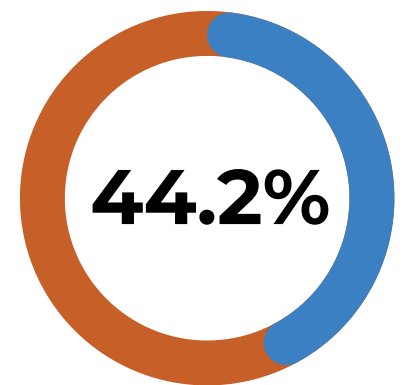
Race



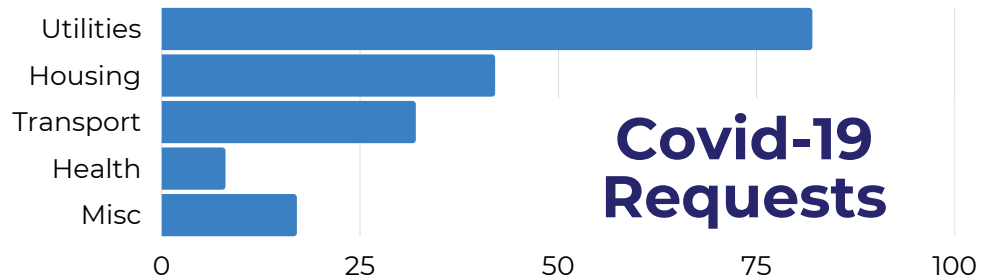
Ethnicity



181
Total Requests
Funded
\$138,807
Total Assistance
Provided



Households w/ Children



**Covid-19
Requests**



CITY OF ANN ARBOR REPORT

56

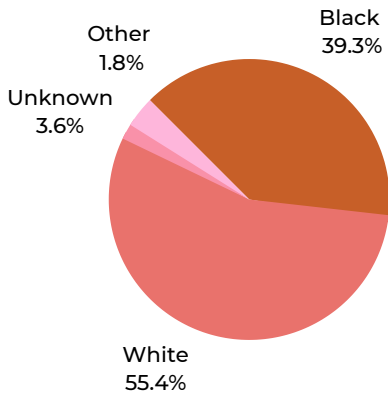
Total Requests Funded
30.9% of Countywide Requests

\$37,975

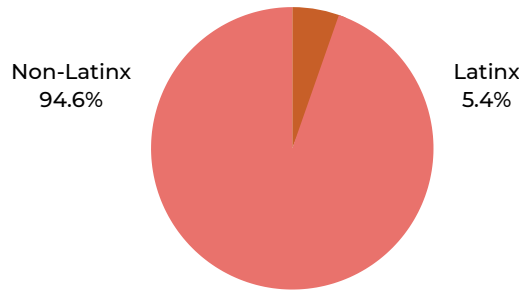
Total Assistance Provided
30.9% of Countywide Funds

Demographics

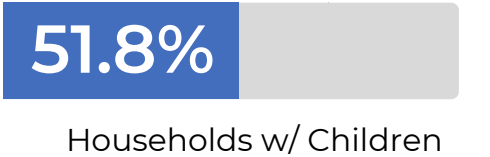
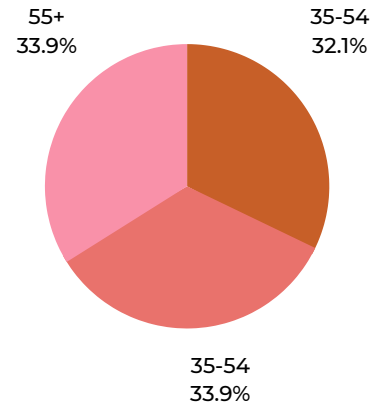
RACE



ETHNICITY



AGE



Covid-19 Requests

