

BARRIER BUSTER 3RD QUARTER REPORT

2021 TYPES OF REQUESTS | JULY 1ST - SEPTEMBER 30TH

HIGHLIGHTS

45.3%

of total requests in the third quarter assisted utility costs, compared to 66% of total requests toward utilities in the second quarter of 2021.

60.2%

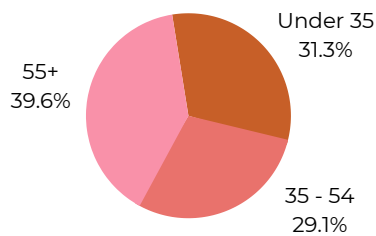
of total countywide requests in the third quarter supported Black households, an increase of 28.5% compared to the second quarter.

44.2%

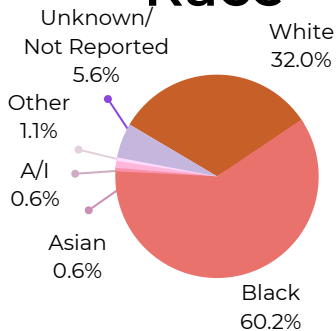
of countywide requests in the third quarter supported households with children.

COUNTYWIDE DATA

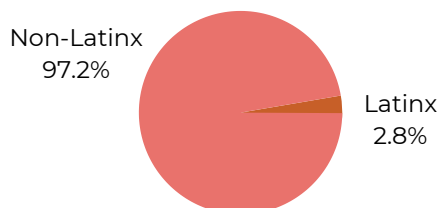
Age



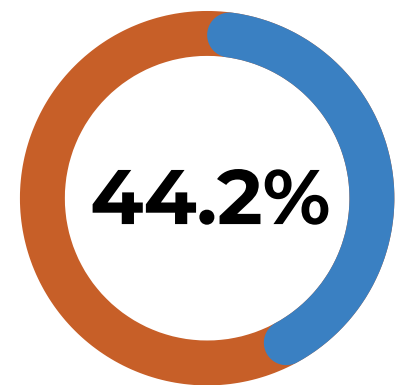
Race



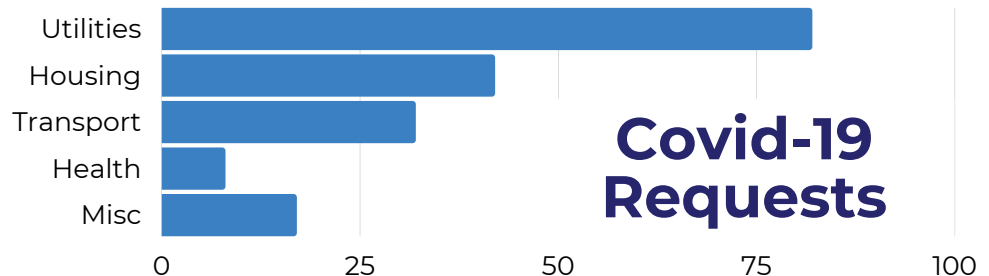
Ethnicity



181
Total Requests
Funded
\$138,807
Total Assistance
Provided



Households w/ Children



**Covid-19
Requests**



WHERE IS ASSISTANCE GOING?

Jurisdiction	Houses Served	Assistance Provided
Ypsilanti Township	64	\$53,401
City of Ann Arbor	56	\$37,975
City of Ypsilanti	22	\$23,036
Pittsfield Township	15	\$9,442
Superior Township	11	\$7,736
Saline Township	4	\$1,728
Scio Township	4	\$2,883
City of Saline	2	\$1,650
City of Dexter	1	\$152
Ann Arbor Township	1	\$404
Northfield Township	1	\$400