

# BARRIER BUSTER 2ND QUARTER REPORT

2021 COVID-19 RESPONSE | APRIL 1ST - JUNE 30TH

## HIGHLIGHTS

**66%**

of total requests in the second quarter assisted utility costs, compared to 59.3% of total requests toward utilities in the first quarter of 2021.

**57%**

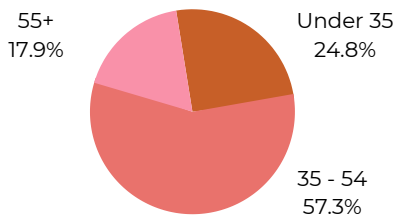
nearly 57% of count-wide requests in the second quarter of 2021 supported immigrant households - an increase of 2% compared to last quarter.

**70%**

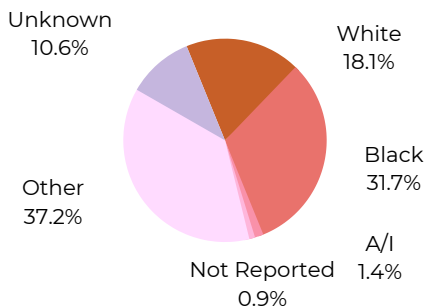
nearly 70% of county-wide requests in the second quarter of 2021 supported households with children - an increase of 4% compared to last quarter.

## COUNTYWIDE DATA

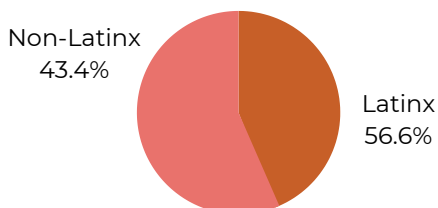
### Age



### Race



### Ethnicity



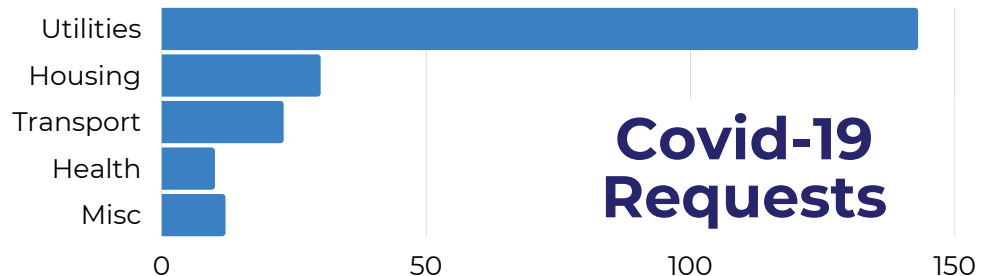
**218**  
Total Requests  
Funded  
**\$99,086**  
Total Assistance  
Provided

**69.7%**

Households w/ Children

**56.9%**

Immigrant Status



**Covid-19  
Requests**



# YPSILANTI TOWNSHIP REPORT

82

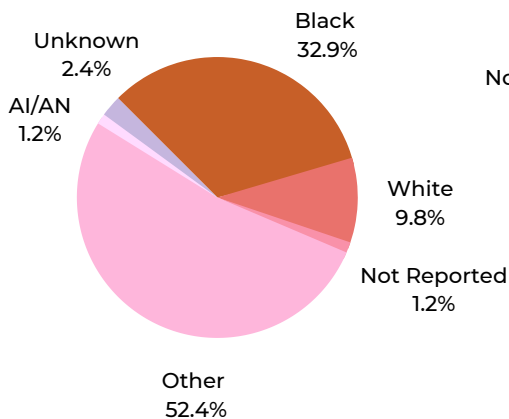
Total Requests Funded  
*37.6% of Countywide Requests*

\$36,265

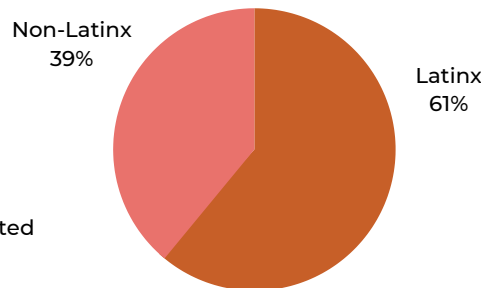
Total Assistance Provided  
*36.6% of Countywide Funds*

## Demographics


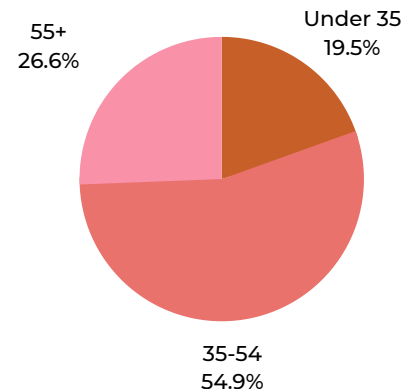
### RACE



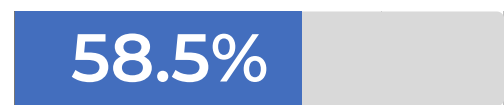
### ETHNICITY



### AGE



Households w/ Children



Immigrant Status

## Covid-19 Requests

