

BARRIER BUSTER 2ND QUARTER REPORT

2021 COVID-19 RESPONSE | APRIL 1ST - JUNE 30TH

HIGHLIGHTS

66%

of total requests in the second quarter assisted utility costs, compared to 59.3% of total requests toward utilities in the first quarter of 2021.

57%

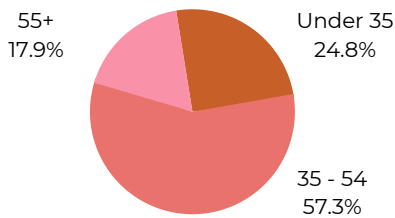
nearly 57% of count-wide requests in the second quarter of 2021 supported immigrant households - an increase of 2% compared to last quarter.

70%

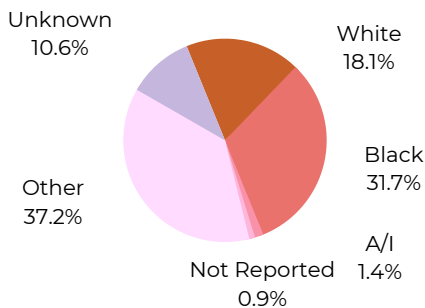
nearly 70% of county-wide requests in the second quarter of 2021 supported households with children - an increase of 4% compared to last quarter.

COUNTYWIDE DATA

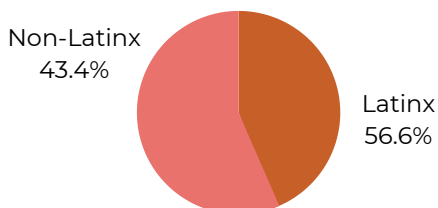
Age



Race



Ethnicity



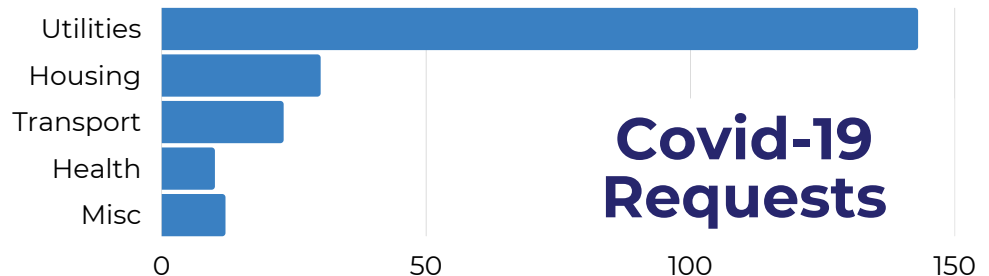
218
Total Requests
Funded
\$99,086
Total Assistance
Provided

69.7%

Households w/ Children

56.9%

Immigrant Status



**Covid-19
Requests**



CITY OF ANN ARBOR REPORT

28

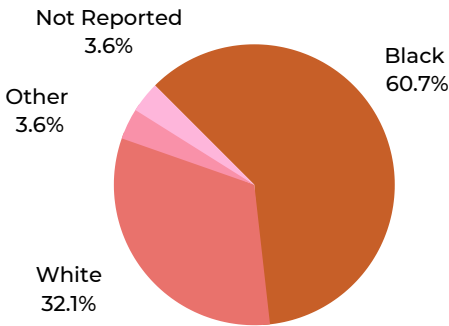
Total Requests Funded
12.8% of Countywide Requests

\$16,705

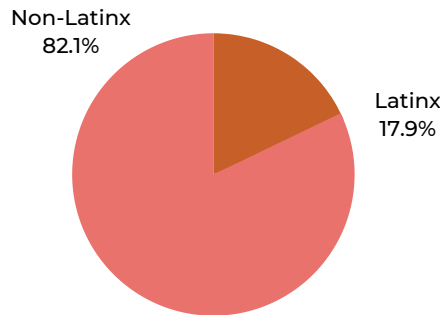
Total Assistance Provided
16.9% of Countywide Funds

Demographics

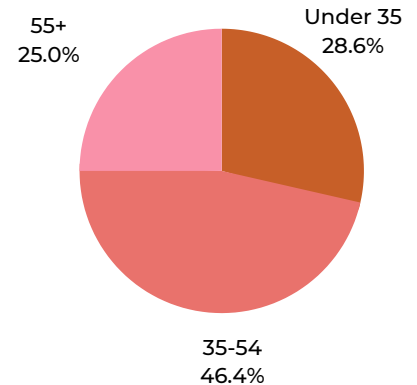
RACE



ETHNICITY



AGE



Households w/ Children



Immigrant Status

Covid-19 Requests

