

BARRIER BUSTER 2ND QUARTER REPORT

2021 COVID-19 RESPONSE | APRIL 1ST - JUNE 30TH

HIGHLIGHTS

66%

of total requests in the second quarter assisted utility costs, compared to 59.3% of total requests toward utilities in the first quarter of 2021.

57%

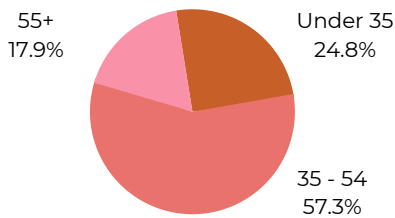
nearly 57% of count-wide requests in the second quarter of 2021 supported immigrant households - an increase of 2% compared to last quarter.

70%

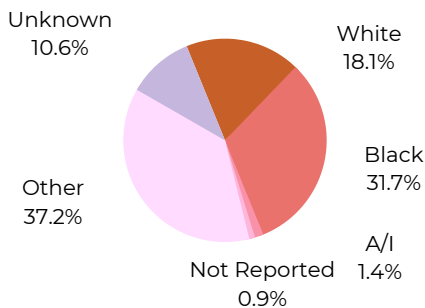
nearly 70% of county-wide requests in the second quarter of 2021 supported households with children - an increase of 4% compared to last quarter.

COUNTYWIDE DATA

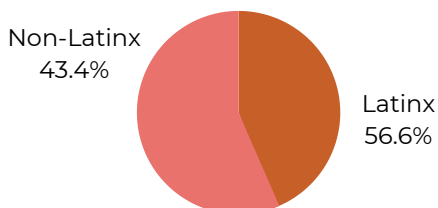
Age



Race



Ethnicity



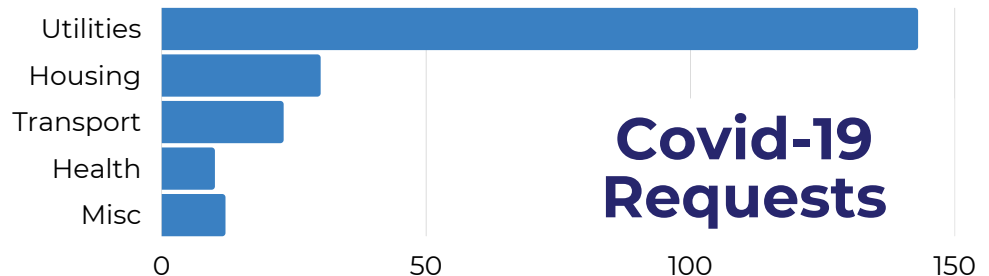
218
Total Requests
Funded
\$99,086
Total Assistance
Provided

69.7%

Households w/ Children

56.9%

Immigrant Status



**Covid-19
Requests**

WHERE IS ASSISTANCE GOING?

Jurisdiction	Houses Served	Assistance Provided
Ypsilanti Township	82	\$36,265
Pittsfield Township	48	\$17,252
City of Ypsilanti	29	\$19,423
City of Ann Arbor	28	\$16,705
Superior Township	14	\$2,563
Scio Township	11	\$4,278
Lodi Township	5	\$599
City of Saline	1	\$2,000



Thank you to the funders who have increased contributions to Barrier Busters during COVID-19 including Washtenaw County, Ann Arbor Area Community Foundation, United Way of Washtenaw County, City of Ypsilanti, Pittsfield Township, and Michigan Community Action.