

Dental Visits for Low-Income Individuals Washtenaw County, MI 2013-2016



Thousands more Medicaid enrollees are accessing dental care since 2013.
Still only 1/3 of Medicaid enrollees visited the dentist in 2016

Why does this matter?

Poor oral health is associated with additional health risks. Individuals living in poverty are less likely to visit the dentist, due in part to low Medicaid reimbursement for dentists. Dental visit rates for low-income adults remain lower than rates in adults overall (80% of adults in Washtenaw County according to MiBRFS). Rates in children on Healthy Kids Dental insurance (HKD) still lag behind the target set by MDHHS (70% of children on HKD).

Several programs were implemented between 2013 and 2016 to increase visits for low-income individuals, including Healthy Kids Dental insurance expansion (HKD) and the installation of a community dental clinic in Washtenaw County.

Dental Visits in Washtenaw County Washtenaw County Medicaid Enrollees 2013-2016			
Year	Total enrollees per year	Number who visited dentist	Rate of dental visits
	N	N	%
2013	41,064	12,157	29.6%
2014	51,248	16,266	31.7%
2015	57,516	18,900	32.9%
2016	58,305	19,909	34.1%

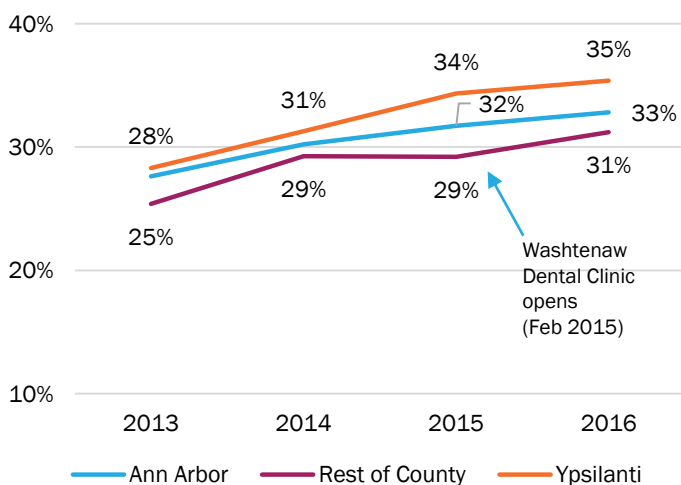
Background:

- Low reimbursement rates affect the number of dentists willing to see patients.
- Healthy Kids Dental insurance expanded to Washtenaw County in October 2013. HKD offers a streamlined way for 0 to 20 year olds to access dental care through Delta Dental.
 - Healthy Kids Dental has the highest reimbursement rates of low-income dental insurance plans and the largest number of dentists will to service enrollees.
- Healthy Michigan Plan (Medicaid expansion) began April 2014. It expanded eligibility for adults to enroll in Medicaid.
 - Healthy Michigan Plan dental reimbursement rates remain lower than HKD rates.
- The Washtenaw County Dental Clinic opened in February 2015. It is located in an area of high need, and focuses on serving the Medicaid population, especially adults.

Key Findings:

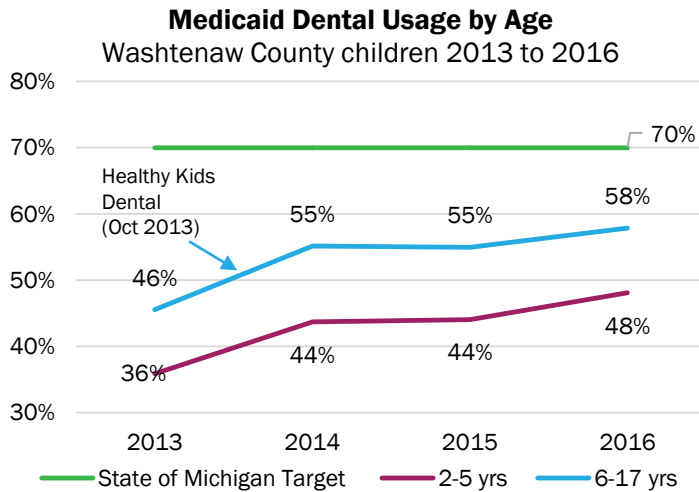
- In Washtenaw County, individuals with Medicaid health insurance coverage are less likely to visit the dentist than the County overall.
- **Good News:** Between 2013 and 2016, there has been a consistent, significant increase in the rate of Washtenaw residents with Medicaid or Healthy Michigan Plan who had at least one dental exam during the year.
 - 8300 more individuals in Washtenaw County on Medicaid received dental services in 2016 compared to 2013.
- Compared to Ann Arbor and Ypsilanti, rural areas of the county have fewer rates of dental visits for Medicaid-enrolled individuals. This is true for each population and across every year.

Rate of Dental Visits per Year by Geography
Washtenaw County 2013-2016 (all ages)



Michigan Department of Health and Human Services Medicaid office compiled numbers by zip code for several age categories and for males and females. These data were analyzed by Washtenaw County Health Department using Excel. Dental Visit Rate=% of Medicaid enrollees who visit the dentist at least once that year.

More than half of 6 to 17 year-old children on Medicaid visited the dentist in 2016



Children in Washtenaw County with Medicaid health insurance are more likely to visit the dentist than adults with Medicaid.

- 6 to 17 year-olds, followed by 2 to 5 year-olds, have the highest dental visit rates across all of Washtenaw County Medicaid enrollees.

The rates for both age groups increased sharply between 2013 and 2014, corresponding with the implementation of Healthy Kids Dental. Rates have continued to increase since then.

- **Improvement Opportunity:** Despite increases, the rate of visits for HKD enrollees has not yet reached the State of Michigan target of 70%.

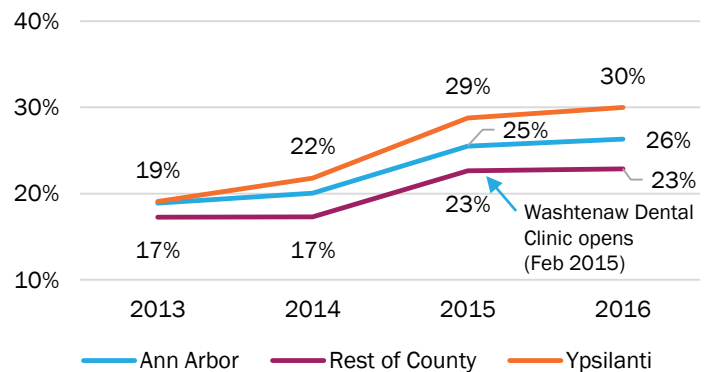
Dental visit rates increased for all women who are enrolled in Medicaid

Good oral health is important before, during, and after pregnancy. Pregnant women may be at increased risk of periodontal disease, and poor oral health during pregnancy is associated with poor pregnancy and birth outcomes.

- In 2013, dental visit rates for residents of Ann Arbor were similar to rates for residents of Ypsilanti. After 2013 for adults, especially women of reproductive age, Ypsilanti had higher rates of dental visits. This gap grew wider between 2014 and 2016.
- For Medicaid-enrolled women of reproductive age in Washtenaw County, nearly 2400 more women had a dental visit in 2016 compared to 2013.

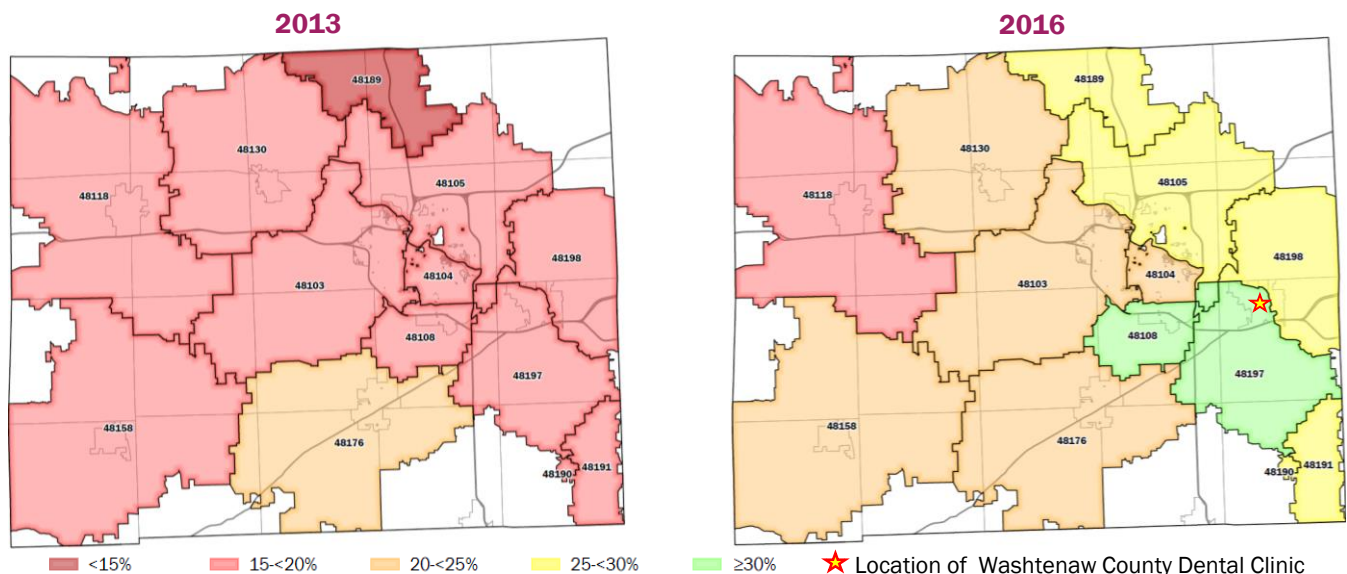
Rate of Dental Visits per Year by Geography

Women 18-44 yrs, enrolled in Medicaid



Dental Visit Rates by Zip Code and Year

Women 18-44 yrs, enrolled in Medicaid in Washtenaw County
2013 and 2016



Data source: Michigan Medicaid Office