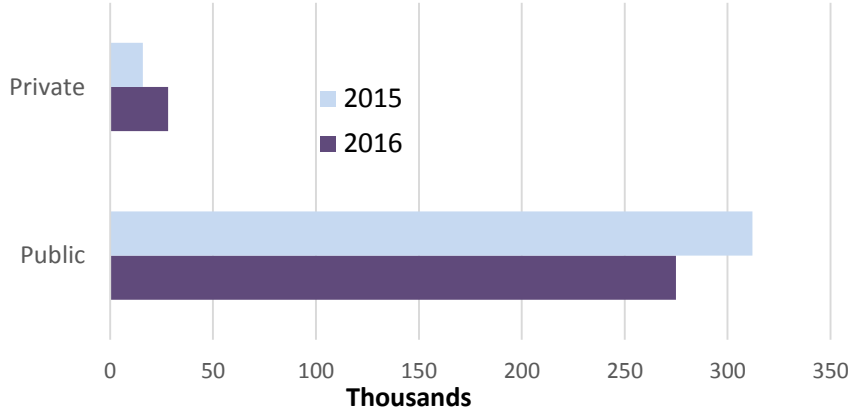


Barrier Busters Network

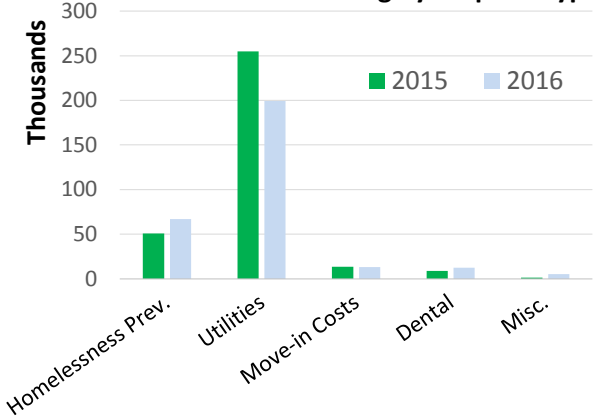
A Comparison of Program Years 2015 and 2016

Compared to 2015, the Barrier Busters Emergency Unmet Needs Fund in 2016 experienced an increase in funding from private Ann Arbor sources. Payments from private sources were **up over \$12,000**. Payments from public funding **decreased by over \$37,000** during the same period.

2015 and 2016 Funding, by Sector



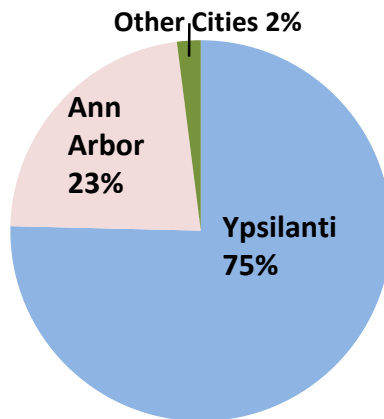
2015 and 2016 Funding by Request Type



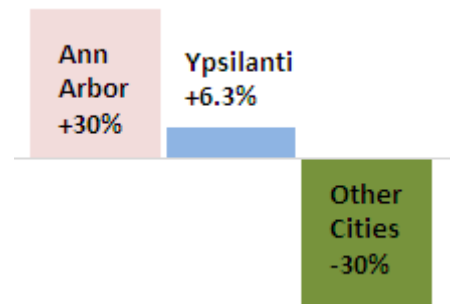
In 2016, there was an influx in local assistance funds for seniors, dental emergencies, and Ann Arbor utilities. The presence of these funds resulted in more **eviction prevention** and **emergency dental** payments. There was a **decrease** in general County funding. With less money available for Ypsilanti requests, the amount of funding allocated to **utilities** payments decreased as a whole, despite the increased number of requests.

The number of total requests grew between 2015 and 2016. The number of **Ann Arbor** requests also grew, though private funding helped make up some of the difference. In **Ypsilanti**, requests grew slightly while funding **decreased**. **Ypsilanti** has no private funding available and relies solely on general County funds. Also, there was a **decrease** in requests from **other municipalities**.

% Requests by Location



% Change in Number of Requests



The changes in funding, request type, and request location illustrate the importance of consistent, flexible, and sufficient funding levels within the Barrier Busters Emergency Unmet Needs Fund. Other data were also analyzed between 2015 and 2016, such as race, gender and assistance outcomes, but these data remained relatively consistent over this time period.